



BOSCH

Invented for life

Nguvu Mkononi

Bosch Professional

Power Tools, Accessories & Measuring
Tools Catalogue Kenya 2018

www.bosch-professional.com/ke



EDITORIAL

Robert Bosch Power Tools Kenya

Kenya, one of the frontier markets and largest economies in Africa with a population of over 45 million people is one of the countries where Bosch has decided to focus attention as part of our African strategy - getting closer to the market and understanding our users.

In keeping with this agenda, our innovative solutions / offerings are tailored to provide the ideal power tools for diverse and varied USER needs.

Our well-known and dynamic 'heavy duty' range mainly used by construction workers has been expanded to include a new affordable range known as the tradesmen's range.

The tradesmen's range is targeted at smaller industries, artisans and craftsmen in Kenya with the same Bosch high quality and standard.

Bosch's investment and commitment to Kenya is evidenced by the establishment of a Bosch office in Nairobi, as well as own warehouse operations, distributions and the establishment of several Bosch Service Centers.

Bosch Professional Power Tools have been developed with speed, reliability and flawless execution in mind to help users complete the most arduous tasks professionally. It provides a complete solution for every project by having the needed accessories, a mobility system for transportation and storage, service offers and mobile solutions for your smartphone.

Users are assured of full control with this value proposition and results that would exceed customer expectations.

Summary of contents

1- Professional Power Tools and Accessories

Cordless : tools and accessories

	Drill/drivers	10
	Impact drill/drivers	15
	Rotary hammers	16
	Impact drivers/wrenches	16
Solo tools	Angle grinders	17
	Circular saws	18
	Sabre saws	18
	Jigsaws	18
	Multifunction tool	18
	Rotary hammers	18
	Lamp	19
	Blower	19
	Dust extractor	19
	Construction site radio	19
	Starter sets	21
	Chargers	21
	Battery packs	22

Drilling & demolition: tools and accessories

	Impact drills	26
	Drill & mixer	38
	Rotary drills	38
	Magnetic drill & stand	39
	Rotary hammers SDS-Plus	46
	Rotary hammers SDS-Max	51
	Breakers	57
	Diamond drills & stands	58
	Impact wrenches	60

Cutting & grinding: tools and accessories

	Angle grinders	64
	Concrete grinder	69
	Wall chaser	71
	Large angle grinders	71
	Bench grinders	78
	Shears, Nibblers & Diamond cutters	80
	Polishers	80
	Straight grinders	83
	Metal cut-off saws	84
	Jigsaws	88
	Circular saws	92

	Sabre saws	94
	Orbital sanders	97
	Belt sander	100
	Palm router	102
	Routers	103
	Planers	108
	Multifunction tool	109
	Mitre saws	113
	Combination saws	113
	Work bench	114
	Heat guns	119
	Blower	119
	Vacuum cleaners	119
High-pressure washers		
	High-pressure washers	122
Combos		
	Bosch starter kit: GSB 1300 + GWS 6700 + Toolbag	126
	Electrician kit: GSB 550 + 80 Accessories	126
	Freedom kit: GSB 550 + 90 Accessories	127

2-Measuring tools

Measuring		
	Laser measures	133
	Measuring wheel	136
	Digital inclinometer	136
	Angle measurer	136
Levelling		
	Line lasers	140
	Rotation lasers	140
Optical levels		
	Optical levels	146
Detectors		
	Detectors	150
	Inspection camera	150
	Thermo detector	150





01 Professional Power Tools and Accessories

Cordless Power tools

Compact, powerful cordless tools

Bosch cordless tools offer you top performance across the board. They impress with their compact design, optimum weight, robustness and long battery runtime.

Bosch offers you a comprehensive range in every voltage class. This ensures that you are perfectly equipped for every job.

Bosch Batteries & chargers

With their high-performance cells, Bosch lithium-ion Batteries & chargers are extremely resilient and have minimal energy loss. They impress with their compact size, light weight, long battery runtime, and robustness.

01



Cordless driver

■ Bosch GO

Professional

World's first smart screwdriver -
A simple push. A perfect finish



Technical data	
Torque, max. (hard/soft)	5/2.5 Nm
No-load speed	360 rpm
Battery type	Lithium-ion
Battery voltage	3.6 V
Battery capacity	1.5 Ah
Bit holder	1/4" internal hexagon
Charging time (100%)	90 mins
Screw diameter	
Max. screw diameter	5 mm
Scope of supply	
0 601 9H2 0K0	
1x Micro-USB cable	
1x screwdriving bit	
1x Case	

Cordless driver

■ Bosch GO

Professional

World's first smart screwdriver -
A simple push. A perfect finish



Technical data	
Torque, max. (hard/soft)	5/2.5 Nm
No-load speed	360 rpm
Battery type	Lithium-ion
Battery voltage	3.6 V
Battery capacity	1.5 Ah
Bit holder	1/4" internal hexagon
Charging time (100%)	90 mins
Screw diameter	
Max. screw diameter	5 mm
Scope of supply	
0 601 9H2 0L1	
1x Micro-USB cable	
1x USB adapter	
33x screwdriving bit set	
1x Case	

Cordless driver

■ GSR 1000

Professional

Don't underestimate the power!



Technical data	
Torque, max. (hard/soft)	6 / 15 Nm
No-load speed	0 - 700 rpm
Battery voltage	10.8 V
Weight incl. battery	0.9 kg
Drilling diameter	
Max. drilling diameter in wood	10 mm
Max. drilling diameter in steel	6 mm
Screw diameter	
Max. screw diameter	6 mm
Scope of supply	
0 601 9F4 070	
Charger	
Carrying Case	

Cordless drill/driver

■ GSR 12V-15 FC

Professional

Compact and flexible for any job in the 12 Volt class

Technical data	
Torque, max. (hard/soft)	30 / 15 Nm
No-load speed (1st gear / 2nd gear)	0 - 400 / 0 - 1300 rpm
Chuck capacity, min./max.	1 - 10 mm
Battery voltage	12 V
Weight excl. battery	0.6 kg
Keyless chuck	10 mm
Torque settings	20+1
Screw diameter	
Max. drilling diameter in wood	30 mm
Max. drilling diameter in steel	10 mm
Scope of supply	
0 601 9F6 0L0	
Drill chuck adapter GFA 12-B (1 600 A01 169)	
Drill chuck adapter GFA 12-B	
Angle chuck adapter GFA 12-W	
Bit holder adapter GFA 12-X	
Ex-center adapter GFA 12-E	
2x batteries GBA 12V 2.0 Ah	
Fast charger AL1230CV	
Carrying case	


**HEAVY
DUTY**


User benefits :

- Extremely short body design of 132 mm for drilling, fixing and screw driving in tight spaces
- Bosch FlexiClick interface with integrated magnetic bit holder enables attachment of a bit holder, a chuck adapter, an angle adapter and an offset angle adapter
- Angle and offset angle adapters can be adjusted and locked in 16 different positions with 360-degree mobility while on the drill
- "One-Click" interface ensures a tight fix to the machine at a glance

GSR 1440-LI + 25 ACCESSORIES SET

Professional

Powerful. Lightweight. Reliable

Technical data

Torque, max. (hard/soft)	30 / 15 Nm
No-load speed (1st gear / 2nd gear)	0 - 420 / 0 - 1400 rpm
Chuck capacity, min./max.	1 - 10 mm
Battery voltage	14.4 V
Torque settings	25+1

Screw diameter

Max. drilling diameter in wood	25 mm
Max. drilling diameter in steel	10 mm

Screw diameter

Max. screw diameter	7 mm
---------------------	------

Scope of supply 0 601 9A8 474

2 x 1.5 Ah Li-ion battery
Charger AL1814CV
25 pcs accessories set
Carrying case



User benefits :

- 2-speed planetary gearbox with optimized torque for screwdriving and perfect speed for drilling
- Low weight: only 1.3 kg for perfect handling and low user fatigue
- 25+1 torque setting ring: progressively increasing torque enables fine adjustment to any size of screw

Adapted accessories

Screwdriver bit Extra Hard PH

- Drive ISO 1173 C6.3, 1/4" external hex shank



Dimensions	Length mm	Part number	Pack quantity	Minimum order quantity
Product properties		Ordering information		
PH2	49	2 607 002 503	25	1

Screwdriver bit Extra Hard PH 2

- Drive ISO 1173 C6.3, 1/4" external hex shank



PH2	25	2 607 001 511	3	10
PH2	25	2 607 001 514	100	1
PH2	49	2 607 001 528	3	1
PH2	89	2 607 001 535	3	1

PH2	25	2 608 522 186	25	1
-----	----	---------------	----	---



Cordless Tools

Cordless tools with Bosch lithium-ion technology offers strong power and lightweight. They are designed to make your life easier and serve you with unlimited freedom of movement and high performance via its revolutionary rechargeable battery that can operate without a power cord in every voltage class.

Bosch cordless tools are not only powerful; they also set standards in size and weight. They impress with their optimum weight, robustness and long battery runtime.

The choice of **battery-operated equipment** maximizes efficiency by eliminating trips to the pump, fuel mixing, constant pull starts, minimizes maintenance and provides low noise levels for properties with noise restrictions and cities with bans on noise levels or gas-powered equipment.

Adapted accessories

Screwdriver bit Extra Hard PZ 1

• Drive ISO 1173 E6.3, 1/4" external hex shank



Product properties		Ordering information		
Dimensions	Length mm	Part number	Pack quantity	Minimum order quantity
PZ1	49	2 607 001 575	3	1

Screwdriver bit Extra Hard PZ 2

• Drive ISO 1173 C6.3, 1/4" external hex shank



PZ2	25	2 607 001 558	3	10
PZ2	25	2 607 001 561	100	1



PZ2	25	2 608 522 187	25	1
-----	----	---------------	----	---



PZ2	49	2 607 001 577	3	1
-----	----	---------------	---	---



PZ2	49	2 607 002 506	25	1
-----	----	---------------	----	---



PZ2	89	2 607 001 583	3	1
-----	----	---------------	---	---

Adapted accessories

Double ended bit



Dimensions, 1st bit		Dimensions, 2nd bit	Length mm	Part number	Pack quantity	Minimum order quantity
Product properties			Ordering information			
PH2	S 1.0x5.5		45	2 607 001 738	1	10
PH2	PH 2		45	2 607 001 740	1	10

Double-ended bit pack



Set contents	Length mm	Part number	Pack quantity	Minimum order quantity
Product properties		Ordering information		
-	65	2 608 521 039	10	1
-	65	2 608 521 042	10	1
-	110	2 608 521 043	10	1

Screwdriver bit sets, max grip, robust line, 18 + 5(L)m

- Bit length 25 mm, ISO 1173 C6.3, with quick-change universal holder



PH1, PH2 (3x), PH3 (3x), PZ1, PZ2 (3x), PZ3 (3x), T8, T10, T15, T20, T25, T27, T30, T40 + QC UH	25	2 607 002 581	19	1
---	----	----------------------	----	---

Adapted accessories

43-piece bit and nutsetter set

- 43 piece screwdriver bit set with quick-change universal holder and magnetic universal holder



Set contents	Length mm	Part number	Pack quantity	Minimum order quantity
Product properties		Ordering information		
PH1, PH2 (2x), PH3	25	2 607 017 164	43	6
PZ1, PZ2 (2x), PZ3	25			
SL3, SL4, SL5, SL6	25			
H3, H4, H5, H6	25			
T10, T15, T20 (2x),	25			
T25, T27, T30, T40	25			
TH10, TH15, TH20	75			
(2x), TH25, TH27,	75			
TH30, TH40	75			
PH2	75			
PZ2	48-50			
SL6				
T15, T20, T25				
Nutsetter with permanent magnet for 6 mm, 8 mm, 10 mm hex screws				


Cordless Impact drill/driver

GSB 120-LI / GSB 1080-2-LI

Professional

Use your drill driver more flexibly – drive screws and drill in wood, steel and masonry!

Technical data	
Torque, max. (hard/soft)	28 / 11 Nm
No-load speed (1st gear/2nd gear)	0 - 400 / 0 - 1300 rpm
Battery voltage	10.8/12 V
Weight incl. battery	1 kg
Drilling diameter	
Max. drilling diameter in wood	19 mm
Max. drilling diameter in steel	6 mm
Max. drilling diameter in masonry	8 mm
Screw diameter	
Max. screw diameter	7 mm
Scope of supply	0 601 9F3 070
	2 Batteries 10.8/12 V 1.5 Ah Li-ion
	Charger AL1210CV
	Carrying case



User benefits :

- Flexibility in applications due to impact mechanism with single-sleeve keyless chuck for easy accessory changes and long runtime per battery charge for continuous operation

Launch: October 2018

Cordless impact driver

GDR 120-LI

Professional

The new 12 V impact driver with the right power for a variety of applications.



Technical data	
Torque (Maximum)	100 Nm
No-load speed	1300 - 2600 rpm
Rated impact rate	2800 - 3400 bpm
Battery voltage	12 V
Bit holder	1/4" internal hexagon
Screw diameter	
Screw diameter	M 4 - M 10
Scope of supply	0 601 9F0 0L1
	2 Batteries 12V 1.5 Ah Li-ion
	Charger AL1210CV
	Carrying case

Cordless impact drill/driver

■ **GSB 180-LI**

Professional

More Power. More Robust.
Bosch Quality at affordable price!

+Extra!

23 ACCESSORIES



Technical data

Torque, max. (hard/soft)	54 / 21 Nm
No-load speed (1st gear / 2nd gear)	0 - 450 / 0 - 1700 rpm
Keyless chuck	13 mm
Battery voltage	18 V
Weight incl. battery	1.7 kg

Drilling diameter

Max. drilling diameter in wood	35 mm
Max. drilling diameter in steel	10 mm
Max. drilling diameter in masonry	8 mm

Screw diameter

Max. screw diameter	10 mm
---------------------	-------

Scope of supply 0 601 9F8 3L1

2 batteries 18V 1.5 Ah Li-Ion
Charger AL1814CV
Carrying case

Launch: October 2018

Cordless rotary hammer

■ **GBH 180-LI**

Professional

Cordless hammer as powerful as
corded now made affordable



Technical data

Max. impact energy	1.7 J
Impact rate at rated speed	0 - 4550 bpm
Rated speed	0 - 1800 rpm
Battery voltage	18 V
Bit holder	SDS Plus

Drilling range

Drilling dia. in concrete with hammer drill bits	4 - 20 mm
Max. drilling diameter in steel	13 mm
Max. drilling diameter in wood	30 mm

Scope of supply 0 611 911 0L2

2 batteries 18V 3.0 Ah XL Pack
Charger AL1820CV
Carrying case



Cordless impact driver

■ **GDX 180-LI**

Available from June 2018

Professional

The only impact wrench on the market
with a dual bit holder: bolting, screw
driving and drilling with the same tool!



Technical data

No Load Speed	0 - 2800 rpm
Impact Rate	0 - 3600 ipm
Max. Torque	180 Nm
Screw diameter	M6 - M16
Battery voltage	18 V
Bit Holder/ Shank	1/2" Hex; 1/4" Square

Scope of supply 0 601 9G5 220

2 batteries 18V 3.0 Ah L-Pack
Charger AL1820CV
Carrying case

Launch: August 2018

Cordless impact wrench

■ **GDS 250-LI**

Available from October 2018

Professional

The affordable and innovative impact
wrench to increase your working
efficiency

**HEAVY DUTY**

Technical data

No-load speed	0 - 2400 rpm
Torque, max.	250 Nm
Rated impact rate	0 - 3300 bpm
Battery voltage	18 V
Bit holder	1/2" external square

Scope of supply 0 601 9G6 1L0

2 batteries 18V 3.0 Ah XL-Pack
Charger AL1820CV
Carrying case

Launch: August 2018



The Freedom Concept

Pick and combine the Batteries and tools to create your perfect set.

How it works?



1

Choose your batteries and charger

Based on your requirements, choose your batteries and charger or starter set.

2


Choose your tools

You can select as many 18 V tools as you need from the respective range of solo tools.

3

Let's go!

Now that you have compiled your batteries & chargers and the tools of your choice, you're ready to go.



Cordless impact drill/driver

GSB 18 V-EC

Professional

Most compact, powerful Impact drill driver with EC motor for enhanced productivity



HEAVY DUTY



Technical data

Max. torque (hard/soft)	60/31 Nm
No-load speed	0-600 / 1900 rpm
Battery voltage	18 V
Impact Rate	28500 bpm

Drilling diameter

Max. drilling Ø in wood/steel/masonry[mm]	38/13/13 mm
---	-------------

Screw diameter

Max. screw diameter	10 mm
---------------------	-------

Scope of supply

0 601 9E9 100
Solo (battery and charger not included)
Carton box

Cordless impact driver

GDX 18 V-EC

Professional

The most universal impact driver in its class – with even longer lifetime



HEAVY DUTY



Technical data

Torque, max.	185 Nm
No-load speed	1100 - 2600 / 3200 rpm
Battery voltage	18 V
Rated impact rate	0 - 3200 bpm
Bit holder	1/2" external square and 1/4" internal hexagon
Screw diameter	M 6 - M 16

Scope of supply

0 601 9B9 102
Solo (battery and charger not included)
Carton box

Cordless angle grinder

GWS 18 V-LI

Professional



HEAVY DUTY



Technical Data

No-load speed	10000 rpm
Battery voltage	18 V
Disc diameter	115 mm
Switch type	2 motions side switch
Spindle thread size	M14

Scope of supply

0 601 93A 300
Auxiliary handle
Protective Gard
Solo (battery and charger not included)
Carton box

Cordless circular saw

■ GKS 18 V-57

Professional

The battery-powered all-rounder for all robust sawing jobs



HEAVY DUTY



Technical data

No-load speed	3400 rpm
Saw blade diameter	165 mm
Saw blade bore diameter	20 mm
Battery voltage	18 V

Cutting depth

Cutting depth (90°)	57 mm
Cutting depth (45°)	39 mm

Scope of supply 0 601 6A2 200

Dust extraction adapter
Internal hexagon
Parallel guide
Saw blade OPTILINE Ø165X1.7X20 mm 36T
Solo (battery and charger not included)
Carton box

Cordless impact drill/driver

■ GSB 18 VE-EC

Professional

For the toughest screwdriving and drilling applications as well as brushless motor



HEAVY DUTY



Technical data

Torque, max. (hard/soft)	75 / 47 Nm
No-load speed (1st gear / 2nd gear)	0 - 480 / 0 - 2100 rpm
Battery voltage	18 V
Metal chuck capacity	1.5 - 13 mm

Drilling diameter

Max. drilling diameter in wood	82 mm
Max. drilling diameter in steel	13 mm
Max. drilling diameter in masonry	16 mm

Screw diameter

Max. screw diameter	12 mm
---------------------	-------

Scope of supply 0 601 9F1 300

L-BOXX inlay for tool
Solo (battery and charger not included)
L-Boxx case

Cordless sabre saw

■ GSA 18 V-LI

Professional

Best-in-class cutting performance



HEAVY DUTY



Technical data

Stroke lengths	28 mm
Battery voltage	18 V
Stroke rate (1st gear / 2nd gear)	2400 - 2700 spm

Scope of supply 0 601 64J 000

1x Sabre saw blade 123 XF
1x blade S 2345 X
Solo (battery and charger not included)
Carton box

Cordless jigsaw

■ GST 18 V-LI S

Professional

Compact and powerful – in every position



HEAVY DUTY



Technical data

Stroke rate at no load	550 - 2 700 spm
Stroke height	23 mm
Battery voltage	18 V

Cutting depth

Cutting depth in wood	120 mm
Cutting depth in aluminium	20 mm
Cutting depth in metal	8 mm

Scope of supply 0 601 5A5 100

1 x jigsaw blade T 144 DP
1 x jigsaw blade T 244 D
1 x jigsaw blade T 308 B
Anti-splinter guard
Solo (battery and charger not included)
Carton box

Cordless multi-cutter

■ GOP 18 V-28

Professional

The cordless powerhouse with fast accessory changes



HEAVY DUTY



Technical data

Battery voltage	18 V
No-load rotation	8000 - 20000 opm
Oscillation angle on left and right	1.4 °
Length	312 mm
Width	50 mm
Height	85 mm

Scope of supply 0 601 8B6 002

Solo (battery and charger not included)
Carton box

Cordless rotary hammer

■ GBH 18 V-26 F

Professional

More power, more comfort and less dust



HEAVY DUTY



Technical data

Max. impact energy	2.6 J
Impact rate at rated speed	0 - 4350 bpm
Rated speed	0 - 890 rpm
Battery voltage	18 V
Bit holder	SDS-plus

Drilling range

Drilling dia. in concrete with hammer drill bits	4 - 26 mm
Opt. app. range in concrete with hammer drill bits	8 - 16 mm
Max. drilling diameter in steel	13 mm
Max. drilling diameter in wood	30 mm

Scope of supply 0 611 910 000

Auxiliary handle
Depth gauge 210 mm
SDS-plus quick-change chuck
Solo (battery and charger not included)

Cordless drywall screwdriver

■ GSR 18 V-EC TE

Professional

Best combination of power and weight



HEAVY DUTY



Technical data

Torque, max. (hard/soft)	25 / 5 Nm
No-load speed	0 - 4200 rpm
Battery voltage	18 V
Bit holder	1/4" internal hexagon

Screw diameter

Max. screw diameter	4.2 mm
---------------------	--------

Scope of supply

0 601 9C8 003
1 x screwdriver bit (PH2)
Magnetic universal holder
Depth stop
Solo (battery and charger not included)
Carton box

Cordless impact wrench

■ GDS 18 V-LI HT

Professional

The most powerful 18 volt cordless impact wrench



HEAVY DUTY



Technical data

No-load speed	0 - 1900 rpm
Torque, max.	650 Nm
Rated impact rate	0 - 2100 bpm
Battery voltage	18 V
Bit holder	1/2" external square

Drilling range

Screw diameter	M 12 - M 20
----------------	-------------

Scope of supply

0 601 9B1 300
Solo (battery and charger not included)
Carton box

Cordless work light

■ GLI 18 V-300

Professional

Brightness and safety, wherever you work



Technical data

Battery voltage	14.4-18 V
Number of LED	6
Luminous flux	300 lumen
Weight without battery	0.3 kg
Operating time 18 V	300 mins/Ah

Scope of supply

0 601 4A1 100
Solo (battery and charger not included)
Carton box

Cordless blower

■ GBL 18 V-120

Professional

Clean your jobsite in seconds!



HEAVY DUTY



Technical data

Battery voltage	18 V
No-load speed	17000 rpm
Max. air speed	75 m/s
Max. airflow	120 m³/h
Runtime	Speed I : 9 min/Ah Speed II : 5 min/Ah
Weight excl. battery	1.1 kg

Scope of supply

0 601 9F5 100
1x Drill hole nozzle
1x Dust collector
1x Extension tube
1x Standard nozzle
Solo (battery and charger not included)
Carton box

Cordless vacuum cleaner

■ GAS 18 V-1

Professional

Cleaning Performance Redefined!
With new rotational airflow technology.



HEAVY DUTY



Technical data

Weight excl. battery	1.3 kg
Container volume	0.70 l
Filter surface area	55 cm²
Max. volume flow rate (turbine)	10 l/sec
Max. vacuum pressure (turbine)	60 mbar
Battery voltage	18 V

Scope of supply

0 601 9C6 200
1x Crevice nozzle
Flexible extension tube
1x Floor nozzle
2x Suction tubes
Solo (battery and charger not included)
Carton box

Cordless jobsite radio

■ GML SOUNDBOXX

Professional

Top sound in the L-BOXX system!



HEAVY DUTY



Technical data

Radio frequency range AM	531 - 1602 kHz
Radio frequency range FM	87.5 - 108 MHz
Input voltage(s), battery	14.4 - 18 V
Station presets	10
Input voltage(s), mains	100 - 240 V

Scope of supply

0 601 429 900
2 x 1.5 V LR03 (AAA) batteries
Aux-In cable
DC-in adapter
Solo (battery and charger not included)
Carton box

Bosch

Batteries



Thanks to the **Flexible Power System** you can mix and match any 18 V battery and charger with any 18 V tool. Bosch offers three mains batteries platforms:

12 V: The most compact battery in the industry, it runs up to 50 % longer than other competition Batteries & chargers in the same category and works with all the compact tools by Bosch. It is the best 12 V in the industry and is very helpful in small work.

18 V: Very life battery centered, the Bosch 18 V Lithium-ion battery is unbeatable in the market. It is considered the longest running battery in the industry combining **Electronic Cell Protection** and Coolpack technology to give you the best battery you can ever use.

Cordless starter set

STARTER SET 12 V 2.0AH

Professional

Starter set to build your compact 12V system tools



Technical data

Battery capacity	2.0 Ah
Battery voltage	12 V

Scope of supply 1 600 A00 2X2

2 x GBA 12V 2.0 Ah
1 x Charger GAL 1230 CV
GBA Batteries
Carton box

Cordless starter set

GLI 180-LI STARTER SET 18 V 3.0AH

Professional



Technical data

Battery capacity	3.0 Ah
Battery voltage	18 V

Scope of supply 0 601 4A1 1L1

1x Cordless worklight GLI 180-LI (Solo version)
2x batteries GBA 18V 3.0 XL Pack
1x Charger AL1820CV
Carton box

Launch: July 2018

Cordless starter set

STARTER SET 18 V 4.0 AH

Professional

2 x 18 volt batteries with 4.0 Ah and quick charger



Technical data

Battery capacity	4.0 Ah
Battery voltage	18 V

Scope of supply 1 600 A00 2F9

2x batteries GBA 18V 4.0 Ah
1x Charger GAL 1860 CV
Carton box

Cordless starter set

STARTER SET 18 V 5.0 AH

Professional

The perfect 18V starter set for demanding applications



Technical data

Battery capacity	5.0 Ah
Battery voltage	18 V

Scope of supply 1 600 A00 B8K

2x batteries GBA 18V 5.0 Ah
1x charger GAL 1880 CV
Carton box

Cordless starter set

STARTER SET 18 V 6.0 AH

Professional

2x 18 volt XL batteries with 6.0 Ah and multi-volt quick charger



Technical data

Battery capacity	6.0 Ah
Battery voltage	18 V

Scope of supply 1 600 A00 501

2x batteries GBA 18V 6.0 Ah
1x Charger GAL 3680 CV
Carton box

Charger

GAL 1230 CV

Professional

The quick 12V charger



Technical data

Battery charging voltage	10.8 - 12 V
Charge current	3.0 A

Scope of supply 1 600 A00 16S

Charger GAL 1230 CV
Carton box

Charger

■ GAX 18 V-30

Professional

Truly a multi-talent: Dual bay, multi-voltage and USB all-in-one fast charger



Technical data

Battery charging voltage	10.8/12/14.4/18 V
Charge current	3.0 A
Interfaces	USB port: 5V, max. 2.1 A

Scope of supply 1 600 A01 1AA

Charger GAX 18V-30
Wall mount
Carton box

Charger

■ GAL 1880 CV

Professional

The multi-volt quick charger for all Li-Ion batteries from 14.4 to 18 volts



Technical data

Battery charging voltage	14.4 – 18 V
Charge current	8.0 A

Scope of supply 1 600 A00 B8H

Quick charger GAL 1880 CV
Carton box

Battery Pack

■ GBA 12 V 2.0 AH

Professional

The compact 12 V battery with 2.0 Ah



Technical data

Battery voltage	12 V
Battery capacity	2.0 Ah

Scope of supply 1 600 Z00 02X

1 x battery GBA 12 V 2.0 Ah
Carton box

Battery Pack

■ GBA 14.4 V 1.5 AH

Professional

The lightweight 14.4 volt Compact battery with 1.5 Ah



Technical data

Battery voltage	14.4 V
Battery capacity	1.5 Ah

Scope of supply 1 600 Z00 030

1x Battery GBA 14.4V 1.5Ah
Carton box

Battery Pack

■ GBA 18 V 1.5 AH

Professional

The lightweight 18 volt Compact battery with 1.5 Ah



Technical data

Battery voltage	18 V
Battery capacity	1.5 Ah

Scope of supply 1 600 Z00 035

1x Battery GBA 18V 1.5Ah
Carton box

Battery Pack

■ GBA 18 V 3.0 AH

Professional

The high-endurance 18 volt XL battery with 3.0 Ah and COOLPACK technology



Technical data

Battery voltage	18 V
Battery capacity	3.0 Ah

Scope of supply 1 600 Z00 037

1x Battery GBA 18V 3.0Ah XL Pack
Carton box

Battery Pack

■ GBA 18 V 4.0 AH

Professional

The high-endurance 18 volt XL battery with 4.0 Ah and COOLPACK technology



Technical data

Battery voltage	18 V
Battery capacity	4.0 Ah

Scope of supply 1 600 Z00 038

1 x Battery GBA 18V 4.0 Ah
Carton box

Battery Pack

■ GBA 18 V 5.0 AH

Professional

The high-endurance 18 volt XL battery with 5.0 Ah and COOLPACK technology



Technical data

Battery voltage	18 V
Battery capacity	5.0 Ah

Scope of supply 1 600 A00 2U5

1x Battery GBA 18V 5.0Ah XL Pack
Carton box



10.8 & 12 VOLT 100% COMPATIBLE

All Bosch Professional 10.8 V tools, batteries & chargers are 100% compatible with all Bosch Professional 12 V tools, batteries & chargers.

**Save money**

By buying your next tool without battery and charger.

**Easy to take with you**

Easy to take with you to your jobsite.
One battery and charger for all your cordless power tools.

**Everything you need**

From compact and lightweight to high performance,
choose from a wide range of batteries and chargers.

**Use state of the art technology**

The latest battery and charger technology at your disposal!

Drilling and Demolition

Uncompromising versatility

The professional impact drills and screwdrivers meet the highest requirements with regard to power, versatility and precision. Whether it is impact drilling, drilling, screwdriving or stirring: the impact drills for trade and industry with high-performance motors leave nothing to be desired.

The screwdrivers from Bosch are the expert tools for precisely driving rows of screws in drywall and wall construction. Bosch offers the right drill and the right screwdriver for all professional drilling and screwdriving applications.

Immense power for the toughest jobs

The professional Bosch rotary hammers, demolition hammers and breakers have been setting standards in performance and robustness for decades. They are developed for extreme applications. The rotary and demolition hammers have SDS-max or SDS-plus holders for quick, safe accessory changes.

Bosch diamond technology

Bosch diamond drilling systems combine high performance with high convenience. For you, this means highly efficient dry and wet drilling – even in the hardest stone and in concrete. The robust technology also ensures low vibration and low dust levels during work.

The wide range of accessories for wet and dry drilling is easy to handle and enables precise results even in demanding applications. The wall chasers and concrete grinders impress with their low weight and easy assembly – for precision even in tough jobs.

02



Impact drill

GSB 1300

Professional

Powerful and reliable impact drill

Technical data	
Rated power input	550 W
No-load speed	0 - 2700 rpm
Weight without cable	1.8 kg
Chuck capacity	13 mm
Carbon brush	1 619 PA1 407
Drilling capacity (maximum)	
Drilling diameter in concrete	13 mm
Drilling diameter in wood	25 mm
Drilling diameter in steel	10 mm
Drilling diameter in masonry	13 mm
Scope of supply	0 601 1A1 0L2
Auxiliary handle	
Chuck key	
Carton box	



User benefits :

- Fully ball-bearing-mounted construction for a long lifetime
- Easy switching between Impact drilling and drilling
- Forward/reverse rotation for screwdriving applications

Impact drill

GSB 13 RE

Professional

The handiest tool in its class



HEAVY DUTY



Technical data	
Rated power input	600 W
No-load speed	0 - 2800 rpm
Weight without cable	1.8 kg
Chuck capacity	13 mm
Carbon brush	0 601 217 191/671
Drilling capacity (Maximum)	
Drilling diameter in concrete	13 mm
Drilling diameter in wood	25 mm
Drilling diameter in steel	10 mm
Drilling diameter in masonry	15 mm
Scope of supply	0 601 217 191
Auxiliary handle	
Chuck key	
Carrying case	

Impact drill

GSB 16 RE

Professional

A Breakthrough that sets new standards Increased performance, Better efficiency

+Extra!
100 accessories set



HEAVY DUTY




Technical data	
Rated power input	750 W
No-load speed	0 - 3250 rpm
Weight without cable	1.8 kg
Chuck capacity	13 mm
Carbon brush	2 604 321 913
Drilling capacity (maximum)	
Drilling diameter in concrete	16 mm
Drilling diameter in wood	25 mm
Drilling diameter in steel	12 mm
Drilling diameter in masonry	18 mm
Scope of supply	0 601 228 1L1
Auxiliary handle	
Chuck key	
Carrying case	
100 accessories set	

Adapted accessories

CYL-3 concrete drill bits

- Suitable for drilling holes in concrete, masonry and limestone
- Hammer resistant heavy duty drill bit, manufactured to ISO 5468, for all Impact drills
- Suitable for drilling holes for fixings
- Drill bit colour: silver-grey, sand-blasted

Product properties			Ordering information		
Diameter (D) mm	Working length (L1) mm	Total length (L2) mm	Part number	Pack quantity	Minimum order quantity
6.0	60	100	2 608 597 660	1	5
8.0	80	120	2 608 597 663	1	5
10.0	80	120	2 608 597 665	1	5
12.0	90	150	2 608 597 667	1	5
12.0	150	200	2 608 597 684	1	5
14.0	250	300	2 608 597 688	1	1



Impact drill

GSB 18-2 RE

Professional

The fastest and most versatile tool in its class



HEAVY DUTY



Technical data	
Rated power input	800 W
No-load speed	0 - 1100 / 3000 rpm
Weight without cable	2.6 kg
Torque (soft screwdriving applications)	24 / 14 Nm
Chuck capacity	13 mm
Carbon brush	1 617 000 525
Drilling capacity (maximum)	
Drilling diameter in concrete	16 mm
Drilling diameter in wood	35 mm
Drilling diameter in steel	13 mm
Drilling dia. in stone	18 mm
Drilling diameter in masonry	18 mm
Scope of supply	0 601 1A2 1P0
Auxiliary handle	
Chuck key	
Carrying case	

Impact drill

GSB 21-2 RE

Professional

The most powerful tool in its class – for the toughest applications

Technical data	
Rated power input	1100 W
No-load speed	0 - 900 / 3000 rpm
Weight without cable	2.9 kg
Torque (soft screwdriving applications)	40 / 14.5 Nm
Chuck capacity	13 mm
Carbon brush	1 617 000 525
Drilling capacity (maximum)	
Drilling diameter in concrete	22 mm
Drilling diameter in wood	40 mm
Drilling diameter in steel	16 mm
Drilling diameter in masonry	24 mm
Scope of supply	0 601 19C 670
Auxiliary handle	
Chuck key	
Carrying case	



HEAVY DUTY



User benefits :

- Bosch high-performance motor (1100 W) with high torque for the most heavy-duty applications with large diameters (drilling, working with core cutters and holesaws), screwdriving and stirring
- Sturdy metal gear housing for long lifetime

Impact drill

GSB 162-2 RE

Professional

Powerful in every application –
even when diamond dry drilling


**HEAVY
DUTY**


Technical data

Rated power input	1500 W
No-load speed	0 - 750 / 2550 rpm
Weight without cable	4.8 kg
Chuck capacity	16 mm
Torque (soft screwdriving applications)	50 / 14.5 Nm
Carbon brush	2 604 321 947
Drilling capacity (maximum)	
Drilling diameter in concrete	82 mm
Drilling diameter in wood	50 mm
Drilling diameter in steel	20 mm
Drilling diameter in masonry	162 mm

Scope of supply

Auxiliary handle
Chuck key
Carrying case



Adapted accessories

CYL-9 Ceramic tile drill bits

- Suitable for all soft to medium density tiles, porcelain, ceramics and non-toughened glass
- Drill bit colour: white

Note: Use with low speeds and without impact. No cooling required



CYL 9 Ceramic



Product properties		Ordering information			
Diameter (D) mm	Total length (L2) mm	Part number	Pack quantity	Minimum order quantity	
6.0	80	2 608 587 161	1	5	
8.0	80	2 608 587 164	1	5	
10.0	90	2 608 587 165	1	5	
12.0	90	2 608 587 166	1	5	
14.0	90	2 608 587 167	1	5	
16.0	90	2 608 587 168	1	5	

Diamond drill bits Easy Dry

- Suitable for soft wall tiles through to very hard floor tiles such as fine stoneware.
- For use in cordless screwdrivers and drills with 13 mm chuck.

Note: drill without impact. Optimum speed: 1500 rpm.



best Ceramic



Product properties		Ordering information			
Diameter (D) mm	Diameter (D) inches	Working length (L1) mm	Part number	Pack quantity	Minimum order quantity
12	15/32	33	2 608 587 143	1	1
14	9/16	33	2 608 587 144	1	1

Adapted accessories

CYL-9 Natural Stone

- Suitable for drill holes in natural stone, concrete and masonry
- Carbide plate features sharp diamond-cutting edges for robust, impact-resistant drilling
- PGM guarantee in compliance with tight tolerances, exactly drilled holes and firm hold of fixings.

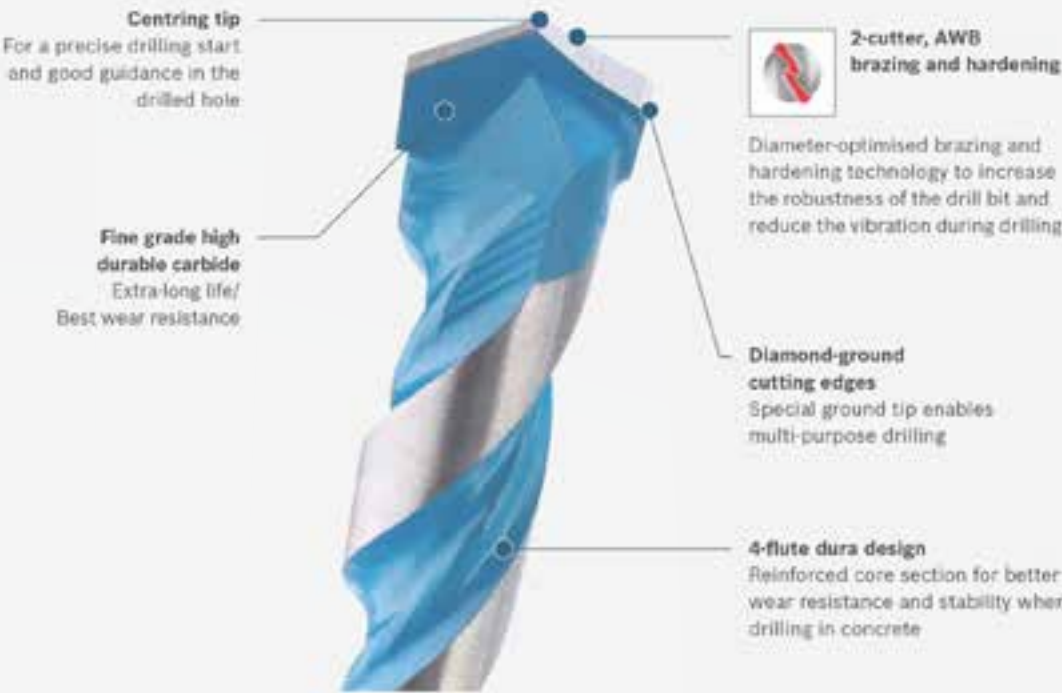
CYL-9 NaturalStone



Product properties			Ordering information			
Diameter (D) mm	Working length (L1) mm	Total length (L2) mm	Part number	Pack quantity	Minimum order quantity	
6.0	90	150	2 608 589 550	1	5	
8.0	90	150	2 608 589 541	1	1	
10.0	80	120	2 608 589 548	1	5	
12.0	90	150	2 608 589 549	1	5	
14.0	90	150	2 608 589 544	1	1	

CYL-9 Multi Construction


Drilling in all kinds of materials



Adapted accessories

CYL-9 Multi Construction multi-purpose drill bits

- Suitable for practically all materials in interior fitting work, e.g. concrete, masonry, brick, eternit, light building materials, multi-layer materials, ceramics and tiles, wood, plastic, sheet metals, aluminium
- Perfect results when drilling with or without impact
- Drill bit colour: blue, polished



Product properties			Ordering information		
Diameter (D) mm	Working length (L1) mm	Total length (L2) mm	Part number	Pack quantity	Minimum order quantity
4.0	40	75	2 608 596 050	1	5
5.0	50	85	2 608 596 051	1	5
6.0	60	100	2 608 596 053	1	5
8.0	80	120	2 608 596 055	1	5
10.0	80	120	2 608 596 057	1	5
12.0	90	150	2 608 596 058	1	5
14.0	200	250	2 608 596 065	1	5

SelfCut Speed spade bits

Extremely fast and clean holes


Excellent price/performance ratio and drilling accuracy: the cost-effective and fast alternative to auger bits

Shaped spade
for fast chip removal



Clean holes

new cutting geometry for clean and accurate drilling



Innovative self-feeding threaded tip

for fast and accurate drilling with little exertion of force

Adapted accessories

Self Cut Speed spade bit

- Suitable for soft and hard wood, light building materials and plasterboard
- Drills ten times faster than a standard spade bit
- The drill bit pulls itself into the wood effortlessly and extremely quickly due to its self-feeding threaded tip
- Bosch patented spade bit
- Manufactured in accordance with own factory standards from specially toughened steel
- 1/4" hex shank manufactured to ISO 1173 E6.3
- Drill bit colour: blue and polished steel



SelfCut Speed



Product properties		Ordering information		
Diameter (D) mm	Total length (L2) mm	Part number	Pack quantity	Minimum order quantity
16	152	2 608 595 487	1	5
18	152	2 608 595 489	1	5
20	152	2 608 595 491	1	5
22	152	2 608 595 492	1	5
24	152	2 608 595 493	1	5
25	152	2 608 595 494	1	5
32	152	2 608 595 498	1	5

Self Cut Speed spade bit sets

- 7-piece Self Cut Speed spade bit set including extension (152 mm)



Product properties		Ordering information		
Diameter (D) mm	Part number	Pack quantity	Minimum order quantity	
16.0 18.0 20.0 22.0 25.0 32.0	2 608 587 009	7	5	


- 13-piece Self Cut Speed spade bit set including extension (152 mm)



Product properties		Ordering information		
Diameter (D) mm	Part number	Pack quantity	Minimum order quantity	
10.0 12.0 13.0 14.0 16.0 18.0 20.0 22.0 24.0 25.0 28.0 30.0 32.0	2 608 587 010	13	5	

Adapted accessories

Brad point drill bits



- ▶ All brad point drill bits are manufactured to strict Bosch factory standards
- ▶ Extremely sharp drill bits for precise, tear-free drilled holes
- ▶ Precision-ground with CBN grinding process and cubic crystalline boron nitride grinding disc into fully hardened grinding disc into fully hardened material
- ▶ Standard brad point drill bits for rapid drilling up to 30 mm diameter (also with a cordless drill)

Standard brad point drill bits

- Suitable for hard and soft wood
- Drill bit with centring tip and shoulder cutter
- Drill bit colour: black, ground point
- Two flutes



Product properties				Ordering information			
Diameter (D) mm	Working length (L1) mm	Total length (L2) mm	Shank Diameter	Part number	Pack quantity	Minimum order quantity	
6	57	93	6	2 608 596 303	1	5	
8	75	117	8	2 608 596 305	1	5	
10	80	120	10	2 608 596 307	1	5	
12	96	151	10	2 608 596 309	1	5	
14	96	151	10	2 608 596 311	1	1	
16	100	160	10	2 608 596 313	1	1	

Adapted accessories

Brad point drill bit sets

7-piece wood drill bit set



Product properties			Ordering information		
Diameter (D) mm	Working length (L1) mm	Set size	Part number	Pack quantity	Minimum order quantity
3.0	30	-	2 607 017 034	7	1
4.0	40	-			
5.0	45	-			
6.0	50	-			
7.0	60	-			
8.0	65	-			
10.0	75	-			

Auger bit, hex shank

- Suitable for all soft and hard woods, even wet wood
- Ideal for use in ancillary building trade, for joiners and roofers
- Can be used in all drills with 13 mm chuck
- For through-holes, pre-drilling for rafter nails and for deep dowel holes
- Precision-ground for accurate dimensional stability when drilling
- Fast drilling rate due to optimised flute geometry
- High break resistance, fine surface finish



even wet

le, for

Product properties					Ordering information			
Diameter (D) mm	Working length (L1) mm	Total length (L2) mm	Width across flats (d) mm	Width across flats (d) Inches	Part number	Pack quantity	Minimum order quantity	
16	385	450	11.1	7/16	2 608 597 644	1	1	
18	385	450	11.1	7/16	2 608 597 645	1	1	
20	385	450	11.1	7/16	2 608 597 646	1	1	
22	385	450	11.1	7/16	2 608 597 647	1	1	
24	385	450	11.1	7/16	2 608 597 648	1	1	
26	385	450	11.1	7/16	2 608 597 649	1	1	
28	385	450	11.1	7/16	2 608 597 650	1	1	
30	385	450	11.1	7/16	2 608 597 651	1	1	

HSS bi-metal holesaws for standard adapters

- Insertion end with both SDS-plus and hex shank.



Product properties		Ordering information		
Diameter (D) mm	Diameter Inches	Part number	Pack quantity	Minimum order quantity
16	5/8	2 608 580 397	1	1
19	3/4	2 608 580 399	1	1

Adapted accessories

HSS bi-metal holesaws for standard adapters

- Insertion end with both SDS-plus and hex shank



Product properties		Ordering information		
Diameter (D) mm	Diameter Inches	Part number	Pack quantity	Minimum order quantity
20	25/32	2 608 580 400	1	1
22	7/8	2 608 580 402	1	1
25	1	2 608 580 404	1	1
30	1 3/16	2 608 580 407	1	1
32	1 1/4	2 608 580 408	1	1
35	1 3/8	2 608 580 410	1	1
38	1 1/2	2 608 580 412	1	1
40	1 9/16	2 608 580 413	1	1
44	1 3/4	2 608 580 416	1	1
46	1 13/16	2 608 580 417	1	1
48	1 7/8	2 608 580 418	1	1
51	2	2 608 580 419	1	1
52	2 1/16	2 608 580 420	1	1
54	2 1/8	2 608 580 421	1	1
57	2 1/4	2 608 580 423	1	1
64	2 1/2	2 608 580 426	1	1
68	2 11/16	2 608 580 429	1	1
76	3	2 608 580 432	1	1
79	3 1/8	2 608 580 433	1	1
83	3 1/4	2 608 580 434	1	1
89	3 1/2	2 608 580 436	1	1
92	3 5/8	2 608 580 437	1	1
95	3 3/4	2 608 580 438	1	1
98	3 7/8	2 608 580 439	1	1
102	4	2 608 580 440	1	1
105	4 1/8	2 608 580 441	1	1
111	4 3/8	2 608 580 443	1	1
114	4 1/2	2 608 580 444	1	1
121	4 3/4	2 608 580 445	1	1
127	5	2 608 580 446	1	1
152	6	2 608 580 448	1	1

Progressor holesaws

- The cutting quality depends on the correct speed and the coolant used (see operating instructions).



22	7/8	2 608 584 618	1	1
25	1	2 608 584 620	1	1
32	1 1/4	2 608 584 624	1	1
35	1 3/8	2 608 584 626	1	1
40	1 9/16	2 608 584 629	1	1
51	2	2 608 584 635	1	1
64	2 1/2	2 608 584 642	1	1
68	2 11/16	2 608 584 645	1	1
105	4 1/8	2 608 584 657	1	1

Adapted accessories

Sheet Metal holesaws

- The cutting quality depends on using the correct speed and coolant
- Ejection spring at diameter of 25 mm or more (16 - 22 mm diameter are without ejection spring!)



Diameter (D) mm		Diameter Inches		Part number	Pack quantity	Minimum order quantity
Product properties		Ordering information				
20	25/32	2 608 584 781	1	1		
30	1 3/16	2 608 584 787	1	1		
35	1 3/8	2 608 584 790	1	1		
48	1 7/8	2 608 584 795	1	1		
68	2 11/16	2 608 584 803	1	1		

Accessories for Progressor holesaws

- Power-Change adapter with 8 mm hex shank. With HSS-G pilot drill bit.
- For holesaws diameter of 14-152 mm



-	-	2 608 584 674	1	1
---	---	---------------	---	---

- Power-Change adapter with SDS-plus shank. With HSS-G pilot drill bit.
- For holesaws diameter of 14-152 mm



-	-	2 608 584 675	1	1
---	---	---------------	---	---

Accessories for holesaws with standard adapter

- Hex adapter with 1/2"-20UNF thread and HSS-G pilot drill bit (2 608 569 295)
- Width across flats 9.52 mm, for diameter 14mm, 9/16" - diameter 30 mm, 1 3/16"



Ordering information		
Part number	Pack quantity	Minimum order quantity
2 609 390 588	1	1

- Hex adapter with 5/8"-18UNF thread and HSS-G pilot drill bit (2 608 596 119)
- Width across flats 11 mm, for diameter 32 mm, 1 3/4" - diameter 210 mm, 8 9/32"



2 609 390 034		1	1		
---------------	--	---	---	--	--

Adapted accessories

- SDS-plus adapter with 1/2"-20UNF thread and HSS-G pilot drill bit (2 608 596 295) for diameter 14 mm, 9/16" - diameter 30 mm, 1 3/16"



Ordering information		
Part number	Pack quantity	Minimum order quantity
2 609 390 035	1	1

- SDS-plus adapter with 5/8"-18UNF thread and HSS-G pilot drill bit (2 608 596 295) for diameter 32 mm, 1 1/4" - diameter 210 mm, 8 9/32"



2 609 390 036	1	1
---------------	---	---

8-piece hole cutter set

- Coarse cut teeth and rapid drilling rate. Shank firmly bound to the body. This ensures sturdiness and optimum true running.
- Working length 27 mm



Product properties		Ordering information		
Diameter (D) mm		Part number	Pack quantity	Minimum order quantity
25	1 609 200 243	8	1	
32				
38				
44				
51				
57				
63				
68				

HSS bi-metal holesaws set

- 9-piece holesaws set with 6 holesaws, 2 hexagon socket adapters including pilot drill bit, 1 hexagon nutsetter



22	2 607 018 389	9	1
29			
35			
44			
51			
64			

Adapted accessories

HSS bi-metal holesaws set

- 14-piece holesaws set, HSS bi-metal
- 11 holesaws, 2 hexagon socket adapters including pilot drill bit, 1 hexagon nutsetter
- 2 hexagon socket adapters including pilot drill bit, 1 hexagon nutsetter



Product properties	Ordering information			
	Diameter (D) mm	Part number	Pack quantity	Minimum order quantity
	19	2 607 018 390	14	1
	22			
	25			
	29			
	35			
	38			
	44			
	51			
	57			
	64			
	76			

- 9-piece plumber holesaws set, HSS bi-metal
- 6 holesaws, 2 hexagon socket adapters including pilot drill bit, 1 hexagon socket spanner



	19	2 608 580 803	9	1
	22			
	29			
	38			
	44			
	57			

- 9-piece electrician holesaws set, HSS bi-metal
- 6 holesaws, 2 hexagon socket adapters including pilot drill bit, 1 hexagon socket spanner



	20	2 608 580 804	9	1
	25			
	32			
	38			
	51			
	64			

Progressor holesaws sets

- 14-piece Progressor holesaws set
- 11 holesaws, 1 Power-Change adapter, 2 HSS-G pilot drill bits



	19	2 608 584 667	14	1
	22			
	25			
	29			
	35			
	38			
	44			
	51			
	57			
	64			
	76			

Rotary drill

GBM 1000

Professional

Powerful and reliable drill



Technical data

Rated power input	350 W
No-load speed	0 - 2500 rpm
Weight without cable	1.2 kg
Chuck capacity	10 mm
Carbon brush	1 619 P20 086

Drilling capacity (maximum)

Drilling diameter in aluminium	13 mm
Drilling diameter in wood	20 mm
Drilling diameter in steel	10 mm

Scope of supply

0 601 1A9 0L1
Chuck key
Carton box

Drill & Mixer

GBM 1600 RE

Professional

Power and Convenience
for mixing & drilling
applications

HEAVY
DUTY


Technical data

Rated power input	850 W
No-load speed	0 - 630 rpm
Chuck capacity	16 mm
Max. torque	11 Nm
Max stirrer diameter	160 mm
Carbon brush	1 619 PA7 827

Scope of supply

0 601 1B0 0K0/0L0
Auxiliary handle
Chuck key
Carton box

Drywall screwdriver

GSR 6-25 TE

Professional

The powerful drywall screwdriver


HEAVY
DUTY


Technical data

Rated power input	701 W
Torque, max	20 Nm
Bit holder	1/4" internal hexagon
No-load speed	0 - 2500 rpm
Weight	1.5 kg

Screwdriving

Self-drilling screw diameter	6.0 mm
------------------------------	--------

Scope of supply

0 601 445 0P0
Depth stop
Magnetic universal holder
1 x screwdriver bit PH 2
Carrying case

Adapted accessories

Morse arbor

- MT 2 to 5/8" for use of chucks with capacity of up to 16 mm, 5/8"-16 UNF
- Appropriate for GBM 23-2; GBM 23-2 E; GBM 32-4 Professional



Part number	Pack quantity	Minimum order quantity
Ordering information		
1 603 115 004	1	1

Keyed chucks up to 16 mm



Right-hand/left-hand rotation	Bench-mounted drill	Drill	Impact drill	Chuck capacity from to mm	Mount, range	Illustration, No.	Part number	Pack quantity	Minimum order quantity
Product properties						Ordering information			
•	•	•	•	3 - 16	5/8" - 16	1	1 608 571 056	1	1

GBM 32-4

Professional

The most powerful model with 1500 watts

HEAVY
DUTY

Technical data

Rated power input	1500 W
No-load speed	210 / 330 / 470 / 740 rpm
Weight without cable	7.3 kg
Drill spindle connecting thread	MT3
Maximum torque	220 Nm
Carbon brush	3 604 321 034
Drilling range	
Drilling dia. in aluminium	50 mm
Drilling dia. in wood	70 mm
Drilling dia. in steel	32 mm

Scope of supply

0 601 130 203
Auxiliary handle
Drift
Carrying case

GMB 32

Professional

Good holding power for safe working

HEAVY
DUTY

Technical data

Rated power input	95 W
Clamping flange diameter	65 mm
Magnet retention force	25 kN
Working length, Z-axis	223 mm

Drilling performance with GBM 32-4

Twist drill bit diameter	32 mm
Core cutter dia.	12 - 60 mm
Weight without cable	26 kg

Scope of supply

0 601 193 003
Carrying case

Adapted accessories

Reduction sleeve

- MT 3 to MT 2, for Bosch GBM 32-4 Professional



- MT 2 to MT 1 for GBM 23-2; GBM 23-2 E; GBM 32-4 Professional



Ordering information		
Part number	Pack quantity	Minimum order quantity
3 600 320 014	1	1
1 608 598 028	1	1



Bosch Electronic Cell Protection

The unique Electronic Cell Protection (ECP) protects the lithium-ion battery, ensuring a longer lifetime. This cell protection technology, that is exclusive to Bosch, provides many advantages to the battery.

- 1.** It protects from overloading by automatically shutting down once under high load.
- 2.** It protects from overheating by shutting the tool down to avoid excessive heat up.
- 3.** It protects from deep discharge by ensuring it is not deeply discharged to protect it against irreparable damage.

Adapted accessories

Metal drill bits HSS-PoinTeq, DIN 338

- 19-piece ProBox metal drill bit set
- HSS-PoinTeq, DIN 338



- 25-piece HSS-PoinTeq ProBox metal drill bit set, DIN 338



Metal drill bits HSS-G, DIN 338

- Twist drill bit made of high speed steel manufactured to DIN 338
- Right-hand cutting twist drill bit, Type N, 135° drill bit tip, diameter tolerance h 8
- Rolled spiral flute with ground point, vapour-plated
- Shank equal to drill bit diameter, drill bit colour: Polished
- Two-cutter, cylindrical, two flutes



38

Diameter (D) mm		Working length mm		Set dimension mm		Part number		Pack quantity		Minimum order quantity	
Product properties				Ordering information							
1.0	12	172.0 x	2	608	577	351	19			1	
1.5	18	115.0 x									
2.0	24	42									
2.5	30										
3.0	33										
3.5	39										
4.0	43										
4.5	47										
5.0	52										
5.5	57										
6.0	57										
6.5	63										
7.0	69										
7.5	69										
8.0	75										
8.5	75										
9.0	81										
9.5	81										
10.0	87										

1.0	12	200.0 x	2 608 577 352	25	1
1.5	18	115.0 x			
2.0	24	58			
2.5	30				
3.0	33				
3.5	39				
4.0	43				
4.5	47				
5.0	52				
5.5	57				
6.0	57				
6.5	63				
7.0	69				
7.5	69				
8.0	75				
8.5	75				
9.0	81				
9.5	81				
10.0	87				
10.5	87				
11.0	94				
11.5	94				
12.0	101				
12.5	101				
13.0	101				

Diameter (D) mm		Working length (L1) mm		Total length (L2) mm		Part number		Pack quantity		Minimum order quantity	
Product properties				Ordering information							
1	12	34	2 608 595 049		10		1				
2	24	49	2 608 595 051		10		1				
3	33	61	2 608 595 055		10		1				
3.5	39	70	2 608 595 058		10		1				
4	43	75	2 608 595 059		10		1				
4.5	47	80	2 608 595 061		10		1				
5	52	86	2 608 595 062		10		1				
5.5	57	93	2 608 595 064		10		1				
6	57	93	2 608 595 066		10		1				
6.5	63	101	2 608 595 068		10		1				
7	69	109	2 608 595 070		10		1				

Adapted accessories

Metal drill bits HSS-G, DIN 338

- Twist drill bit made of high speed steel manufactured to DIN 338
- Right-hand cutting twist drill bit, Type N, 135° drill bit tip, diameter tolerance h 8
- Rolled spiral flute with ground point, vapour-plated
- Shank equal to drill bit diameter, drill bit colour: Polished
- Two-cutter, cylindrical, two flutes



Diameter (D) mm	Working length (L1) mm	Total length (L2) mm	Part number	Pack quantity	Minimum order quantity
Product properties			Ordering information		
7.5	69	109	2 608 595 071	10	1
8	75	117	2 608 595 072	5	1
8.5	75	117	2 608 595 073	5	1
9	81	125	2 608 595 075	5	1
6	57	93	2 608 595 066	10	1
10	87	133	2 608 595 077	5	1
10.5	87	133	2 608 595 078	5	1
11	94	142	2 608 595 079	5	1
11.5	94	142	2 608 595 080	5	1
12	101	151	2 608 595 081	5	1
13	101	151	2 608 595 083	5	1
14	108	160	2 608 585 593	4	1
15	114	169	2 608 585 594	4	1
16	120	178	2 608 585 595	4	1

- 19-piece ProBox metal drill bit set HSS-G, DIN 338



Diameter (D) mm	Working length mm	Set dimension mm	Part number	Pack quantity	Minimum order quantity
Product properties			Ordering information		
1.0	12	172.0 x	2 608 587 013	19	1
1.5	18	115.0 x			
2.0	24	42			
2.5	30				
3.0	33				
3.5	39				
4.0	43				
4.5	47				
5.0	52				
5.5	57				
6.0	57				
6.5	63				
7.0	69				
7.5	69				
8.0	75				
8.5	75				
9.0	81				
9.5	81				
10.0	87				

Adapted accessories

• 25-piece HSS-G ProBox metal drill bit set, DIN 338, 135°



Diameter (D) mm		Working length mm		Set dimension mm		Part number		Pack quantity		Minimum order quantity	
Product properties				Ordering information							
1.0	12	200.0 x	115.0 x 58	2 608 587 017	25					1	
1.5	18										
2.0	24										
2.5	30										
3.0	33										
3.5	39										
4.0	43										
4.5	47										
5.0	52										
5.5	57										
6.0	57										
6.5	63										
7.0	69										
7.5	69										
8.0	75										
8.5	75										
9.0	81										
9.5	81										
10.0	87										
10.5	87										
11.0	94										
11.5	94										
12.0	101										
12.5	101										
13.0	101										

METAL DRILL BITS HSS-CO



- Suitable for alloyed and non-alloyed steel up to a tensile strength of 1000 N/mm², stainless steel V2A/ V4A, cast iron, cast steel, acid and heat-resistant steels
- Precision drill bits that are resistant to heat and wear
- For use in drill stands or in pillar drills

Adapted accessories

Metal drill bit sets HSS-Co (cobalt alloy), DIN 338

- 19-piece ProBox metal drill bit set HSS-Co (cobalt alloy), DIN 338



Diameter (D) mm		Working length mm		Total length mm		Set dimension mm		Part number		Pack quantity		Minimum order quantity	
Product properties				Ordering information									
1.0	12	-	172.0 x	2 608 587 014		19						1	
1.5	18		115.0 x										
2.0	24		42										
2.5	30												
3.0	33												
3.5	39												
4.0	43												
4.5	47												
5.0	52												
5.5	57												
6.0	57												
6.5	63												
7.0	69												
7.5	69												
8.0	75												
8.5	75												
9.0	81												
9.5	81												
10.0	87												

- 25-piece HSS-Co (cobalt alloy) ProBox metal drill bit set, DIN 338, 135°



1.0	12	-	200.0 x	2 608 587 018		25				1	
1.5	18		115.0 x								
2.0	24		58								
2.5	30										
3.0	33										
3.5	39										
4.0	43										
4.5	47										
5.0	52										
5.5	57										
6.0	57										
6.5	63										
7.0	69										
7.5	69										
8.0	75										
8.5	75										
9.0	81										
9.5	81										
10.0	87										
10.5	87										
11.0	94										
11.5	94										
12.0	101										
12.5	101										
13.0	101										

Adapted accessories

Metal drill bit sets HSS-TiN (titanium coating)

- Metal drill bit sets HSS-TiN (titanium coating)
DIN 338

Metal drill bits HSS-TiN, DIN 338

- Suitable for alloyed and non-alloyed steel up to tensile strength of 900 N/mm² Malleable Cast Iron, Sintered Iron, New Silver, Copper, Bronze and Hard Plastics such as Perspex.



Diameter (D) mm		Working length mm		Set dimension mm		Part number		Pack quantity		Minimum order quantity	
Product properties				Ordering information							
1.0	12	172.0 x	2	608	587	015	19	1			
1.5	18	115.0 x									
2.0	24	42									
2.5	30										
3.0	33										
3.5	39										
4.0	43										
4.5	47										
5.0	52										
5.5	57										
6.0	57										
6.5	63										
7.0	69										
7.5	69										
8.0	75										
8.5	75										
9.0	81										
9.5	81										
10.0	87										

- 25-piece ProBox metal drill bit set HSS-TiN (titanium coating)



1.0	12	200.0 x	2 608 587 019	25	1
1.5	18	115.0 x			
2.0	24	58			
2.5	30				
3.0	33				
3.5	39				
4.0	43				
4.5	47				
5.0	52				
5.5	57				
6.0	57				
6.5	63				
7.0	69				
7.5	69				
8.0	75				
8.5	75				
9.0	81				
9.5	81				
10.0	87				
10.5	87				
11.0	94				
11.5	94				
12.0	101				
12.5	101				
13.0	101				

Rotary hammer SDS-Plus

GBH 2000

Professional

Power and speed in a compact combination

Technical data	
Rated power input	600 W
Impact energy	1.7 J
Impact rate at rated speed	0 - 4400 bpm
Rated speed	0 - 1400 rpm
Weight	2.3 kg
Carbon brush	1 617 000 525
Drilling range	
Drilling dia. concrete, hammer drill bits	4 - 20 mm
Max. drilling diameter masonry, core cutters	68 mm
Max. drilling diameter steel	13 mm
Max. drilling diameter wood	30 mm
Scope of supply	
0 611 25A 4K6	
Depth gauge	
Auxiliary handle	
Carrying case	



User benefits :

- Robust block - pot, stacked construction for superior reliability and durability
- Enhanced versatility for common chiseling tasks
- Compact and 2.3 kg for comfortable and handy operation. Suitable for overhead applications

Rotary hammer SDS-Plus

GBH 2-24 DRE

Professional

The new standard in concrete drilling!



HEAVY DUTY



Technical data	
Rated power input	790 W
Impact energy	2.7 J
Impact rate at rated speed	0 - 4200 bpm
Rated speed	0 - 930 rpm
Weight	2.8 kg
Carbon brush	1 617 000 525
Drilling range	
Max. drilling diameter masonry, core cutters	68 mm
Drilling dia. concrete, hammer drill bits	6 - 24 mm
Max. drilling diameter steel	13 mm
Max. drilling diameter wood	30 mm
Scope of supply	
0 611 272 1L1	
Depth gauge	
Auxiliary handle	
Carrying case	

Rotary hammer SDS-Plus

GBH 2-24 DFR

Professional

The new standard in concrete drilling!



HEAVY DUTY



Technical data	
Rated power input	790 W
Impact energy	2.7 J
Impact rate at rated speed	0 - 4200 bpm
Rated speed	0 - 930 rpm
Weight	2.9 kg
Carbon brush	1 617 014 134
Drilling range	
Max. drilling diameter steel	13 mm
Max. drilling diameter wood	30 mm
Drilling dia. concrete, hammer drill bits	6 - 24 mm
Max. drilling diameter masonry, core cutters	68 mm
Scope of supply	
0 611 273 0L1	
Depth gauge	
Auxiliary handle	
Quick change chuck	
Carrying case	

Adapted accessories

Hammer drill bit SDS-plus-1

- Suitable for masonry and concrete
- Appropriate for all Rotary hammers with SDS-plus holder



Product properties			Ordering information		
Diameter (D) mm	Working length (L1) mm	Total length (L2) mm	Part number	Pack quantity	Minimum order quantity
5	150	210	2 608 680 264	1	5
6	100	160	2 608 680 263	1	5
8	100	160	2 608 680 270	1	5
8	150	210	2 608 680 271	1	5
10	100	160	2 608 680 273	1	5
12	100	160	2 608 680 277	1	5
12	150	210	2 608 680 278	1	5
12	200	260	2 608 680 279	1	5
12	400	460	2 608 680 280	1	1
14	200	260	2 608 680 283	1	5
14	400	460	2 608 680 284	1	1
16	150	210	2 608 680 285	1	5
16	250	310	2 608 680 286	1	5
16	400	460	2 608 680 287	1	1
18	200	260	2 608 680 288	1	1
18	400	460	2 608 680 289	1	1
20	200	260	2 608 680 290	1	1
20	400	460	2 608 680 291	1	1

Rotary hammer SDS-Plus

GBH 2-26 F

Professional

Fast all-rounder for daily use



HEAVY DUTY



Technical data

Rated power input	830 W
Impact energy	2.7 J
Impact rate at rated speed	0 - 4000 bpm
Rated speed	0 - 900 rpm
Weight	2.9 kg

Carbon brush

Drilling range

Drilling dia. concrete, hammer drill bits	4 - 26 mm
Opt. appl. range concrete, hammer drill bits	8 - 16 mm
Drilling diameter in concrete with core cutters	68 mm
Max. drilling diameter masonry, core cutters	68 mm
Max. drilling diameter in steel	13 mm
Max. drilling diameter in wood	30 mm

Scope of supply 0 611 2A4 070

Depth gauge
Auxiliary handle
Quick change chuck
Carrying case



Rotary hammer SDS-Plus

GBH 2-28 F

Professional

Top performance with intelligent KickBack Control

Technical data	
Rated power input	880 W
Impact energy	3.2 J
Impact rate at rated speed	0 - 4000 bpm
Rated speed	0 - 900 rpm
Weight	3.1 kg
Carbon brush	

Drilling range	
Drilling dia. concrete, hammer drill bits	4 - 28 mm
Opt. appl. range concrete, hammer drill bits	8 - 16 mm
Drilling diameter in concrete with core cutters	68 mm
Max. drilling diameter masonry, core cutters	68 mm
Max. drilling diameter in steel	13 mm
Max. drilling diameter in wood	30 mm

Scope of supply	
0 611 267 6P0	Depth gauge
	Auxiliary handle
	Quick change chuck
	Carrying case



HEAVY DUTY



User benefits :

- Best performance in its class with improved power
- Increased user protection with KickBack Control (KBC) in order to minimise the risk of injury
- Active vibration damping with counter oscillator for minimal vibration levels

Rotary hammer SDS-Plus

GBH 4-32 DFR

Professional

The fastest multi-hammers in the 4kg class



HEAVY DUTY



Technical data	
Rated power input	900 W
Impact rate at rated speed	0 - 3600 bpm
Impact energy	4.2 J
Weight	4.7 kg
Rated speed	0-800 rpm
Carbon brush	1 614 321 079

Drilling range	
Drilling dia. concrete, hammer drill bits	6 - 32 mm
Opt. appl. range concrete, hammer drill bits	14 - 25 mm
Max. drilling diameter masonry, core cutters	90 mm
Max. drilling diameter steel	13 mm
Max. drilling diameter wood	32 mm

Scope of supply	
0 611 332 171	Quick change chuck
	Auxiliary handle
	Depth gauge
	Carrying case



Adapted accessories



SDS-plus-5X

Efficient drilling and resistant to rebar

Centering tip
for a deep and stable centering

Unique **“turn-angle” head design** in combination with **large and short dust removal channels** provide fast dust removal and highest drilling speed without any robustness lost



4-cutter
The 4-cutter geometry prevents jamming in rebar. The drill bit tip does not break off.

4-flute design
Fast dust removal for higher drilling speed and less wear.

Hammer drill bit SDS-plus-5X

- Suitable for masonry, concrete and reinforced concrete
- Appropriate for all Rotary hammers with SDS-plus holder



Product properties			Ordering information		
Diameter (D) mm	Working length (L1) mm	Total length (L2) mm	Part number	Pack quantity	Minimum order quantity
Pack of 1					
6.00	100	160	2 608 833 778	1	10
8.00	100	160	2 608 833 789	1	10
8.00	150	210	2 608 833 790	1	10
10.00	100	160	2 608 833 798	1	10
10.00	200	260	2 608 833 800	1	10
12.00	100	160	2 608 833 807	1	10
12.00	150	210	2 608 833 808	1	10
12.00	200	260	2 608 833 809	1	10
12.00	400	460	2 608 833 812	1	5
14.00	200	260	2 608 833 818	1	10
16.00	150	210	2 608 833 825	1	10
16.00	250	310	2 608 833 827	1	5
16.00	400	460	2 608 833 829	1	5

Adapted accessories

Hammer drill bit SDS-plus-5X



Product properties			Ordering information			
Diameter (D) mm	Working length (L1) mm	Total length (L2) mm	Part number	Pack quantity	Minimum order quantity	
18	150	200	2 608 836 631	1	5	
18	250	300	2 608 836 632	1	1	
18	400	450	2 608 836 633	1	1	
18	550	600	2 608 836 634	1	1	
20	150	200	2 608 836 639	1	5	
20	250	300	2 608 836 640	1	1	
20	400	450	2 608 836 641	1	1	
22	200	250	2 608 836 644	1	5	
22	400	450	2 608 836 645	1	1	
24	200	250	2 608 836 647	1	1	
24	400	450	2 608 836 648	1	1	
25	400	450	2 608 836 650	1	1	
26	400	450	2 608 836 652	1	1	

- 3-piece SDS-plus-5X hammer drill bit set



Product properties			Ordering information			
Diameter (D) mm	Working length mm	Total length mm	Part number	Pack quantity	Minimum order quantity	
6.0	100	160	2 608 833 912	3	5	
8.0	100	160				
10.0	100	160				

Flat chisel SDS-plus 250 x 20 mm

- Flat chisel



Product properties		Ordering information			
Total length mm	Chisel cutting edge mm	Part number	Pack quantity	Minimum order quantity	
250	20	2 608 690 144	1	1	

Adapted accessories

Pointed chisel SDS-plus

- Pointed chisel



Total length mm	Chisel cutting edge mm	Part number	Pack quantity	Minimum order quantity
Product properties		Ordering information		
250	-	2 608 690 145	1	1

Flat chisel SDS-plus

- Flat chisel, Long Life with 30% longer lifetime and 15% higher material removal rate



250	20	2 609 390 394	1	1
-----	----	---------------	---	---

SDS-Plus chisels

- Tile chisel, angled, self-sharpening, • Long Life with 30% higher material removal rate



260	40	2 608 690 091	1	1
-----	----	---------------	---	---

Pointed chisel, Long Life, SDS-plus 250 mm

- Long Life with 30% longer lifetime and 15% higher material removal rate



250	-	2 609 390 576	1	1
-----	---	---------------	---	---

Rotary hammer SDS-Max

■ GBH 5-40 D

Professional

The powerful hammer with fastest drilling progress in its class

HEAVY DUTY

Technical data	
Rated power input	1100 W
Impact rate at rated speed	1500 - 2900 bpm
Impact energy	8.5 J
Weight	6.8 kg
Carbon brush	1 614 321 079
Drilling range	
Drilling dia. concrete, hammer drill bits	12 - 40 mm
Max. drilling diameter masonry, core cutters	90 mm
Max. drilling diameter concrete	40 mm
Scope of supply	
0 611 269 070	
Auxiliary handle	
Cleaning cloth	
Grease tube	
Carrying case	



Adapted accessories

Hammer drill bit SDS-max-4

- Suitable for concrete and masonry
- For use in Rotary hammers with SDSmax holder



Product properties			Ordering information			
Diameter mm	Working length (L1) mm	Total length (L2) mm	Part number	Pack quantity	Minimum order quantity	
16	400	540	2 608 685 861	1	1	
18	400	540	2 608 685 863	1	1	
20	400	520	2 608 685 865	1	1	
22	400	520	2 608 685 867	1	1	
25	400	520	2 608 685 869	1	1	
28	400	520	2 608 685 871	1	1	
30	400	520	2 608 685 873	1	1	
32	400	520	2 608 685 875	1	1	
35	400	520	2 608 685 876	1	1	
40	400	520	2 608 685 877	1	1	

Hammer drill bit SDS-max-7

- Suitable for concrete and reinforced concrete, limestone, masonry
- For use in Rotary hammers with SDS-max holder
- Working lengths of 200, 400, 600, 800 and 1200 mm
- 12 to 15 mm diameter bits are two-cutters
- Reusable packaging



12	200	340	2 608 586 738	1	1	
12	400	540	2 608 586 739	1	1	
14	200	340	2 608 586 744	1	1	
14	400	540	2 608 586 745	1	1	
16	200	340	2 608 586 751	1	1	
16	400	540	2 608 586 752	1	1	
18	200	340	2 608 586 758	1	1	
18	400	540	2 608 586 759	1	1	
20	200	320	2 608 586 765	1	1	
20	400	520	2 608 586 766	1	1	
22	400	520	2 608 586 771	1	1	
24	400	520	2 608 586 776	1	1	
25	400	520	2 608 586 778	1	1	
26	400	520	2 608 586 783	1	1	
28	400	520	2 608 586 785	1	1	
30	400	520	2 608 586 790	1	1	
32	400	520	2 608 586 792	1	1	
35	400	520	2 608 586 796	1	1	
40	400	520	2 608 586 802	1	1	

Adapted accessories

SDS-max-9 Core Cutters, one-piece

- Suitable for concrete, masonry and limestone
- One-piece design guarantees optimum transfer of the machine's power
- Aggressive work progress and simultaneously very quiet during operation thanks to the asymmetric teeth arrangement



Diameter mm	Core cutter depth (L1) mm	Working length mm	Cutters,number	Part number	Pack quantity	Minimum order quantity
Product properties			Ordering information			
45	80	420	6	F 00Y 145 189	1	1
50	80	420	6	F 00Y 145 191	1	1
68	80	420	6	F 00Y 145 195	1	1

SDS-max-9 Core Cutters, two-piece, with thread

- Suitable for concrete, masonry, limestone



68	80	108	6	2 608 580 521	1	1
----	----	-----	---	---------------	---	---

SDS-max-9 Natural Stone hammer drill bits

- Suitable for natural stone
- Reclosable packaging for professionals



Diameter mm	Working length (L1) mm	Total length (L2) mm	Part number	Pack quantity	Minimum order quantity
Product properties		Ordering information			
32.0	800	920	1 618 596 507	1	1

Rotary hammer SDS-Max

■ GBH 8-45 DV

Professional

Powerful 1500 watts and low vibration



HEAVY DUTY



Technical data

Rated power input	1500 W
Impact energy	12.5 J
Impact rate at rated speed	1380 - 2760 bpm
Rated speed	0 - 305 rpm
Weight	8.9 kg
Carbon brush	1 617 014 145

Drilling range

Drilling dia. concrete, hammer drill bits	12 - 45 mm
Opt. appl. range concrete, hammer drill bits	20 - 40 mm
Drilling dia. concrete, breakthrough drill bits	80 mm
Drilling diameter in concrete with core cutters	125 mm

Scope of supply 0 611 265 070

Auxiliary handle
Grease tube
Machine cloth
Carrying case

Rotary hammer SDS-Max

■ GBH 12-52 DV

Professional

The most powerful Rotary hammer from Bosch - with Vibration Control



HEAVY DUTY



Technical data

Rated power input	1700 W
Impact energy	19 J
Impact rate at rated speed	1750 - 2150 bpm
Rated speed	0 - 220 rpm
Weight	11.5 kg
Carbon brush	1 607 000 C3Z

Drilling range

Drilling dia. concrete, hammer drill bits	12 - 52 mm
Opt. appl. range concrete, hammer drill bits	30 - 50 mm
Drilling dia. concrete, breakthrough drill bits	80 mm
Drilling diameter in concrete with core cutters	150 mm

Scope of supply 0 611 266 170

Auxiliary handle
Grease tube
Machine cloth
Carrying case



Comfortable working

Thanks to low vibration by adding rubber mounting/loam padding to the handles

Demolition hammer SDS-Max

■ GSH 5

Professional

Longest lifetime in class with power that impresses



HEAVY DUTY



Technical data

Rated power input	1100 W
Impact energy	7.5 J
Impact rate at rated speed	2850 bpm
Weight	5.6 kg
Carbon brush	1 617 014 144

Scope of supply 0 611 337 000/070

1 x Pointed chisel
Auxiliary handle
Grease tube
Machine cloth
Carrying case

Demolition hammer SDS-Max

■ GSH 11 E

Professional

The specialist tool for breakthroughs and demolition work



HEAVY DUTY



Technical data

Rated power input	1500 W
Impact energy	16.8 - 25 J
Impact rate at rated speed	900 - 1890 bpm
Weight	10.1 kg
Carbon brush	1 617 014 126

Scope of supply 0 611 316 742

1 x flat chisel
Auxiliary handle
Grease tube
Machine cloth
Carrying case





Adapted accessories

Chisels with SDS-max shank

- Spade chisel, self-sharpening, Long Life with 30% higher material removal rate



Total length mm	Chisel cutting edge mm	Part number	Pack quantity	Minimum order quantity
Product properties		Ordering information		

350	50	2 608 690 097	1	1
-----	----	----------------------	---	---

- Flat Chisel



400	25	2 608 690 141	1	1
400	25	2 608 690 125	10	1

- Pointed Chisel



400	-	2 608 690 142	1	1
400	-	2 608 690 128	10	1

- RTec Sharp flat chisel, self-sharpening, Long Life with 100% higher material removal rate



400	25	2 608 690 124	1	1
400	25	2 608 690 166	10	1

- RTec Speed pointed chisel, self-sharpening with 30% higher material removal rate



400	-	2 608 690 167	1	1
400	-	2 608 690 168	10	1

Breaker

■ GSH 16-30

Professional

Extreme power for 13 tons of material removal per day

HEAVY DUTY



Technical Data

Rated power input	1750 W
Impact rate at rated speed	1300 bpm
Weight	16.5 kg
Impact energy	41 J
Bit holder	30 mm internal hexagon
Carbon brush	1 617 014 143

Scope of supply 0 611 335 1P0

Carrying case (1 615 438 432)

Breaker

■ GSH 27 VC

Professional

The most powerful electric breaker from Bosch

HEAVY DUTY



Technical data

Rated power input	2000 W
Impact energy	62 J
Impact rate at rated speed	1000 bpm
Weight	29.5 kg
Tool holder	28 mm internal hexagon
Carbon brush	1 617 000 425

Scope of supply 0 611 30A 0P0


Carton box



ADAPTED ACCESSORIES

Chisels with 28 mm hex shank

- Flat chisel




- Pointed chisel, self-sharpening



Total length mm	Chisel cutting edge mm	Dimensions mm	Part number	Pack quantity	Minimum order quantity
Product properties			Ordering information		
400	35	-	2 608 690 108	1	1
520	35	-	1 618 600 206	1	1

Chisels with 30 mm hex shank


- Flat chisel



- Pointed chisel, self-sharpening



- Pointed chisel



400	35	-	2 608 690 112	1	1
400	-	-	2 608 690 111	1	1
520	-	-	1 618 600 019	1	1

Transport cart

- Appropriate for GSH 27 VC Professional



-	-	-	1 610 795 007	1	1
---	---	---	---------------	---	---

Diamond drill

■ GDB 180 WE

Professional

The compact powerhouse for drilling holes of up to 180 mm in concrete



HEAVY DUTY



Technical data

Rated power input	2000 W
Weight without cable	5.2 kg
No-load speed	900 – 2800 rpm
Drilling range	180 mm
Tool holder	1 1/4" UNC
Carbon brush	1 607 014 17L

Drilling range, bench-mounted

Concrete, possible range	180 mm
--------------------------	--------

Scope of supply 0 601 189 870

Adapter dust extraction
Ball valve
Carrying case

Diamond drill

■ GDB 350 WE

Professional

Power through concrete – drill holes of up to 350 mm in diameter



HEAVY DUTY

Technical data

Rated power input	3200 W
Weight without cable	11.9 kg
No-load speed	420/820/1250 rpm
Drilling range	350 mm
Bit holder	1 1/4" UNC
Carbon brush	1 607 014 17L

Drilling range, bench-mounted

Concrete, possible range	350 mm
--------------------------	--------

Scope of supply 0 601 189 970

Water coupling
Carton box

Concrete vibrator

■ GVC 22 EX

Available from April 2018

Professional

Best relation between weight and power in class



HEAVY DUTY

Technical data

Rated power input	2200 W
Electric Frequency	50-60 Hz
Nominal frequency vibrations	20000 vpm
Amplitude	4.3 mm
Weight	4 kg
Fitting system of the hose	Eccentric
Security fusible	Available

Scope of supply 0 601 283 1K1

Hose 3.5 m with 35 mm diameter
Carton box

Launch: July 2018

Diamond drill stand

■ GCR 180

Professional

Suitable for GDB 180 WE diamond drill



HEAVY DUTY

Technical data

Drilling diameter	180 mm
Working length, Z-axis	455 mm
Drill stroke	514 mm
Weight	9.5 kg
Column length	767 mm
Securing, type	Bolted

Scope of supply 0 601 190 100

Carton box

Diamond drill stand

■ GCR 350

Professional

Suitable for GDB 350 WE diamond drill



HEAVY DUTY

Technical data

Drilling diameter	350 mm
Working length, Z-axis	550 mm
Drill stroke	580 mm
Weight	12.6 kg
Column length	955 mm
Securing, type	Bolted

Scope of supply 0 601 190 200

Adapter for diamond drill GDB 350 WE
Carton box



ADAPTED ACCESSORIES

Diamond wet core cutters G 1/2" and 1 1/4" UNC Best for Concrete

- Universal segment for concrete. Very high cutting performance and long life.

Note: can only be used in machines designed for wet drilling. Use Bosch extractor GAS 35 M AFC or GAS 55 M AFC Professional for extraction.



Product properties				Ordering information		
Diameter (D) mm	Working length (mm)	Number of segments	Segment height mm	Part number	Pack quantity	Minimum order quantity
24	300	Ring	10	2 608 601 349	1	1
52	450	5	11.5	2 608 601 359	1	1
82	450	7	11.5	2 608 601 364	1	1
112	450	9	11.5	2 608 601 368	1	1
127	450	11	11.5	2 608 601 370	1	1
152	450	12	11.5	2 608 601 373	1	1
162	450	12	11.5	2 608 601 374	1	1
172	450	12	11.5	2 608 601 375	1	1
182	450	13	11.5	2 608 601 376	1	1
202	450	14	11.5	2 608 601 378	1	1
250	450	16	11.5	2 608 601 381	1	1

Fixing sets (Brick)

- 6-piece fixing set
- Special design for natural and artificial stone.



Product properties		Ordering information		
Diameter mm	Part number	Pack quantity	Minimum order quantity	
20	2 607 000 745	6	1	

Fixing sets (Concrete)

- 27-piece fixing set
- Special design for concrete and hard stone.



16	2 608 002 000	27	1
----	---------------	----	---

- 50 -piece set of fixings
- Special design for concrete and hard stone.



16	2 608 002 001	50	1
----	---------------	----	---

Impact wrench

GDS 18 E

Professional

The versatile wrench for powerful screwdriving


HEAVY DUTY


Technical data	
Rated power input	500 W
Torque, max. (hard screwdriving applications)	250 Nm
Torque, max. (soft screwdriving applications)	160 Nm
Weight without cable	3.2 kg
Bit holder	1/2" external square
Carbon brush	3 607 014 012
Screwdriving	
Screw diameter	max. M 18
Carbon brush	1 619 PA2 438
Scope of supply	0 601 444 000
	Carton box

Impact wrench

GDS 24

Professional

The powerful wrench for mechanical engineering


HEAVY DUTY

Technical data	
Rated power input	800 W
Torque, max. (hard screwdriving applications)	600 Nm
Torque, max. (soft screwdriving applications)	300 Nm
Weight without cable	5.7 kg
Bit holder	3/4" external square
Carbon brush	3 607 014 012
Screwdriving	
Screw diameter	max. M 24
Scope of supply	0 601 434 103
	Auxiliary handle
	Hanging loop
	Carrying case

Impact wrench

GDS 30

The powerful wrench for large and heavy screwdriving applications


HEAVY DUTY

Technical data	
Rated power input	920 W
Torque, max. (hard screwdriving applications)	1000 Nm
Torque, max. (soft screwdriving applications)	500 Nm
Weight without cable	7.3 kg
Bit holder	1" external square
Carbon brush	3 607 014 012
Screwdriving	
Screw diameter	max. M 30
Scope of supply	0 601 435 103
	Auxiliary handle
	Hanging loop
	Carrying case

Adapted accessories

Keyed chucks up to 13 mm



Right-hand/left-hand rotation	Bench-mounted drill	Drill	Impact drill	Chuck capacity from to mm	Mount, range	Illustration, No.	Part number	Pack quantity	Minimum order quantity
Product properties						Ordering information			

•	•	•	•	1.5 - 13	1/2" - 20	1	1 608 571 062	1	1
	•	•	•	1.5 - 13	1/2" - 20	1	1 608 571 048	1	1

Keyed chucks up to 16 mm



•	•	•	•	3 - 16	5/8" - 16	1	1 608 571 056	1	1
---	---	---	---	--------	-----------	---	---------------	---	---

Adapted accessories

Keyless chuck with adapter 1.5 - 13 mm, SDS-plus

- Keyless chuck with adapter
- **Appropriate for** GBH 2-24 DF; GBH 2-26 DFR; GBH 2-28 DFV; GBH 3-28 DFR; GBH 4-32 DFR; GBH 36 VF-LI Professional



Product properties		Ordering information			
Mount, range	Chuck capacity from to mm	Part number	Pack quantity	Minimum order quantity	
SDS	1.5 – 13	2 608 572 212	1	1	

SDS-plus keyless chuck SDS-plus

- SDS-plus keyless chuck
- **Appropriate for** GBH 2-24 DF; GBH 2-26 DFR; GBH 2-28 DFV; GBH 3-28 DFR; GBH 4-32 DFR; GBH 36 VF-LI Professional



SDS	SDS-plus	2 608 572 213	1	1
-----	----------	---------------	---	---

Drill bit adapters for drill bits



Product properties		Ordering information			
Shank	For drill bit shank	Part number	Pack quantity	Minimum order quantity	
SDS-max	SDS-plus	1 618 598 159	1	1	

Cutting and grinding

Bosch Grinders: more endurance, better handling

Large and small angle grinders from Bosch excel due to their powerful motors, good handling and low weight. And this is in every power class. What's more, Bosch angle grinders stand for long lifetime and a high level of robustness – even in the toughest work conditions.

You will find the right tool and accessory for every application in our comprehensive product range.

Working with metal requires durable tools. Bosch Professional has developed a line of grinders with the versatility and strength that meets the needs of professional craftspeople and users working in the metal industry.

03



Angle grinder

■ GWS 6700

Professional

Powerful and reliable grinder for every tradesman



Technical data

Rated power input	670 W
No-load speed	12000 rpm
Grinding spindle thread	M 14
Disc diameter	115 mm
Switch type	Slide side switch
Carbon brush	0 601 375 6L0

Scope of supply

0 601 375 6L1
Auxiliary handle
Backing flange
Locking nut
Protective guard
Two-hole spanner
Carton box

Angle grinder

■ GWS 750-115

Professional

Power and handling – redefined


**HEAVY
DUTY**

Technical data

Rated power input	750 W
No-load speed	11000 rpm
Grinding spindle thread	M 14
Disc diameter	115 mm
Switch type	Slide side switch
Carbon brush	1 619 P11 715

Scope of supply

0 601 394 070
Auxiliary handle
Backing flange
Protective guard
Two-hole spanner
Carton box

Angle grinder

■ GWS 9-115

Professional

The most durable tool in its class


**HEAVY
DUTY**

Technical data

Rated power input	900 W
No-load speed	11500 rpm
Grinding spindle thread	M 14
Disc diameter	115 mm
Switch type	Slide side switch
Carbon brush	1 619 P11 715

Scope of supply

0 601 396 0P1
Auxiliary handle
Locking nut
Protective guard
Two-hole spanner
Carton box

Adapted accessories

Cutting discs for Metal

- Cutting discs for metal with good performance at an attractive price
- Appropriate for hand-held Angle grinders
- Maximum circumferential speed: 80 m/s (depending on rpm and disc diameter)

Standard for metal cutting discs

- Straight
- Appropriate for chop saws/stationary pendulum cut-off grinders
- Maximum drive power 3 hp/2.4 kW
- With depressed centre



Specification	Diameter mm	Bore diameter mm	Thickness mm	Part number	Pack quantity	Minimum order quantity
Product properties				Ordering information		
A 30 SBF	115	22.23	2.5	2 608 603 159	1	25
A 30 SBF	125	22.23	2.5	2 608 603 160	1	25
A 30 SBF	180	22.23	3.0	2 608 603 161	1	20
A 30 SBF	230	22.23	3.0	2 608 603 162	1	25

Adapted accessories

Cutting discs for Metal

Expert for Metal cutting disc with depressed centre A 30 S BF

- Cutting discs for metal for high requirements
- Appropriate for hand-held angle grinders
- Maximum circumferential speed: 80 m/ (depending on rpm and disc diameter)



Specification	Diameter mm	Bore diameter mm	Thickness mm	Part number	Pack quantity	Minimum order quantity
Product properties			Ordering information			

A 30 S BF	115	22.23	2.5	2 608 600 005	1	25
A 30 S BF	180	22.23	3.0	2 608 600 316	1	25
A 30 S BF	230	22.23	3.0	2 608 600 226	1	25

Expert for Metal grinding disc with depressed centre A 30 T BF

- Grinding discs for metal for high requirements
- Appropriate for hand-held Angle grinders
- Maximum circumferential speed: 80 m/s (depending on rpm and disc diameter)



A 30 T BF	115	22.23	6.0	2 608 600 218	1	10
A 30 T BF	180	22.23	6.0	2 608 600 315	1	10
A 30 T BF	230	22.23	6.0	2 608 600 228	1	10

Cutting discs for INOX

- Cutting discs for inox with good performance at an attractive price
 - Appropriate for hand-held Angle grinders
 - Maximum circumferential speed: 80 m/s (depending on rpm and disc diameter)
- Fe/S/Cl < 0.1%

Standard for INOX cutting discs

- Straight
- Rapido, fast and clean cuts without burr formation or blue discolouration



Specification	Diameter mm	Bore diameter mm	Thickness mm	Part number	Pack quantity	Minimum order quantity
Product properties			Ordering information			

WA 60 TBF	115	22.23	1.0	2 608 603 169	1	50
-----------	-----	-------	-----	---------------	---	----

Adapted accessories

Cutting discs for INOX

- Cutting discs for inox with good performance at an attractive price
- Appropriate for hand-held Angle grinders
- Maximum circumferential speed: 80 m/s (depending on rpm and disc diameter)
Fe/S/Cl < 0.1%

Expert for Inox - Rapido straight cutting disc AS



Specification	Diameter mm	Bore diameter mm	Thickness mm	Part number	Pack quantity	Minimum order quantity
Product properties			Ordering information			
AS 60 T INOX BF	115	22.23	1.0	2 608 600 545	1	25
AS 60 T INOX BF	125	22.23	1.0	2 608 600 549	1	25
AS 60 T INOX BF	180	22.23	1.6	2 608 600 710	1	25
AS 46 T INOX BF	230	22.23	1.9	2 608 603 407	1	25
AS 46 T INOX BF	230	22.23	2.0	2 608 600 096	1	25

Grinding discs for Metal

Standard for Metal grinding discs

- Grinding discs for metal with good performance at an attractive price
- Appropriate for hand-held angle grinders
- Maximum circumferential speed: 80 m/s (depending on rpm and disc diameter)



Specification	Diameter mm	Bore diameter mm	Thickness mm	Part number	Pack quantity	Minimum order quantity
Product properties			Ordering information			
A 24 PBF	115	22.23	6.0	2 608 603 181	1	10
A 24 PBF	125	22.23	6.0	2 608 603 182	1	10
A 24 PBF	180	22.23	6.0	2 608 603 183	1	10
A 24 PBF	230	22.23	6.0	2 608 603 184	1	10

Wire brushes for angle grinders and straight grinders with thread M10 / M14

- Wire cup brush - knotted wire
- Suitable for heavy duty cleaning work on medium to large metal surface, such as removing heavy rust, underseal, paint or varnish Appropriate for angle grinders with M10 or M14 thread and GGS 6 S Professional

heavy **Metal**



Diameter mm	Wire thickness mm	Max. speed rpm	Brush width mm	Thread M	For angle grinders, min. diameter (mm)	Part number	Pack quantity	Minimum order quantity
Product properties					Ordering information			
100	0.8	8	14	180	1 608 614 002	1	1	1


Adapted accessories

Wire cup brush - crimped wire

- Suitable for light to medium duty cleaning on medium to large metal surfaces, such as removing coatings, removing rust, cleaning formwork boards and facings, roughing, matt sanding, paint stripping.

Appropriate for all angle grinders with M14 thread and GGS 6 Professional

clean  Metal



Diameter mm	Wire thickness mm	Max. speed rpm	Brush width mm	Thread M	For angle grinders, min. diameter (mm)	Part number	Pack quantity	Minimum order quantity
Product properties					Ordering information			
100	0.5	8500	-	14	180	1 608 614 011	1	1

Fibre-Sanding Disc Expert for Metal



Disc diameter mm	Bore diameter mm	Grit	Max. speed rpm	Part number	Pack quantity	Minimum order quantity
Product properties			Ordering information			
115	22.23	36	13300	2 608 608 N99	1	50
115	22.23	60	13300	2 608 608 P00	1	50
115	22.23	80	13300	2 608 608 P01	1	50
180	22.23	60	8500	2 608 608 P12	1	50
180	22.23	80	8500	2 608 608 P13	1	50

Backing pads

- Backing pad
- M14 flange thread, max. speed 13,300 RPM



Diameter mm	Part number	Pack quantity	Minimum order quantity
Product properties		Ordering information	
115	2 608 601 005	1	1

Backing pads

- Backing pad
- M14 flange thread, max. speed 8500 RPM



Diameter mm	Part number	Pack quantity	Minimum order quantity
180	2 608 601 209	1	1

Adapted accessories

Flap discs X433, Standard for Metal

standard  Metal



Product properties				Ordering information			
Disc diameter mm	Bore diameter mm	Grit	Max. speed RPM	Part number	Pack quantity	Minimum order quantity	
115	22.23	40	13300	2 608 601 707	1	10	
115	22.23	60	13300	2 608 601 708	1	10	
115	22.23	80	13300	2 608 601 709	1	10	
115	22.23	120	13300	2 608 601 710	1	10	

Flap disc X571, Best for Metal

- Especially suitable for working on stainless steel, steel, cast iron and sheet steel
- Powerful thanks to zirconia/semi-friable aluminium oxide. Fully synthetic resin bonded, sturdy X-cloth
- Consistently high material removal rate and long lifetime
- Flap disc on carrier plate made of glass fibre
- Angled version – for working on edges/welded seams and surface sanding at a work angle of 15-25°



Product properties				Ordering information			
Disc diameter mm	Bore diameter mm	Grit	Max. speed RPM	Part number	Pack quantity	Minimum order quantity	
115	22.23	40	13300	2 608 605 450	1	10	
115	22.23	60	13300	2 608 605 451	1	10	
115	22.23	80	13300	2 608 605 452	1	10	
115	22.23	120	13300	2 608 607 319	1	10	

GBR 15 CA

Professional

The compact & light-weight solution
for powerful concrete grinding



**HEAVY
DUTY**



Technical data

Rated power input	1500 W
No-load speed	9300 rpm
Grinding spindle thread	M 14
Wire cup brush, diameter	125 mm
Weight	2.6 kg
Carbon brush	1 607 000 V37
Scope of supply	0 601 776 070
	Clamping flange
	Carrying case



You Tube

For more details about
GBR 15 CA check our How to video
on our channel Bosch Professional
Africa



Adapted accessories

Diamond grinding head Standard for Concrete Turbo

- Suitable for grinding down thick concrete layers
- Segments sintered
- The continuous turbo grinding ring produces fine grinding results for finishing work on building materials such as concrete
- Maximum unbalance of 50 g*mm for vibration-free working



Product properties			Ordering information		
Diameter mm	Bore diameter mm	Segment height mm	Part number	Pack quantity	Minimum order quantity
105	22.23	3.0	2 608 603 313	1	1

Diamond grinding head Standard for Concrete

- Suitable for grinding down thick concrete layers
- Segments sintered
- One segment row
- Maximum unbalance of 50 g*mm for vibration-free working



Product properties			Ordering information		
Diameter mm	Bore diameter mm	Segment height mm	Part number	Pack quantity	Minimum order quantity
125	22.23	5.0	2 608 601 573	1	1

Diamond grinding head Standard for Universal Turbo

- The Turbo shaped segment provides great grinding performance over a wide variety of surfaces. It helps eliminating scratching and provides the first step in polishing applications.
- Economical solution for grinding or polishing concrete, granite and many other materials



125	22.23	5.0	2 608 601 574	1	1
-----	-------	-----	---------------	---	---

GNF 35 CA

Professional

The durable tool with Constant Electronic



HEAVY DUTY



Technical data	
Rated power input	1400 W
Adjustable groove depth	0 - 35 mm
Groove width	3 - 39 mm
No-load speed	9300 rpm
Disc diameter	150 mm
Carbon brush	3 607 014 010
Scope of supply	0 601 621 703
	Backing flange



Adapted accessories

Diamond cutting disc Standard for Concrete

- The low-cost diamond cutting disc that is a problem solver in concrete.
- Sintered diamond cutting segments.

standard  Concrete



Product properties				Ordering information		
Diameter mm	Bore diameter mm	Cutting width mm	Segment height mm	Part number	Pack quantity	Minimum order quantity
150	22.23	2	10	2 608 602 198	1	1

Large angle grinder

■ GWS 2000-180

Professional

Performance that meets reliability,
and your budget.



Technical data

Rated power input	2000 W
No-load speed	8500 rpm
Grinding spindle thread	M 14
Disc diameter	180 mm
Switch type	Tricontrol switch
Weight	5.0 kg
Carbon brush	1 607 014 171

Scope of supply

0 601 8B7 0P0
Auxiliary handle
Backing flange
Locking nut
Protective guard
Two-hole spanner
Carton box

Large angle grinder

■ GWS 20-230 H

Professional

The compact and lightweight tool



Technical data

Rated power input	2000 W
No-load speed	6600 rpm
Grinding spindle thread	M 14
Disc diameter	230 mm
Switch type	Tricontrol switch
Weight	5.3 kg
Carbon brush	1 607 014 171

Scope of supply

0 601 850 L02
Auxiliary handle
Backing flange
Locking nut
Protective guard
Two-hole spanner
Carton box

Large angle grinder

■ GWS 2200-180

Professional

Highest power per Kilo !



**HEAVY
DUTY**



Technical data

Rated power input	2200 W
No-load speed	8500 rpm
Grinding spindle thread	M 14
Switch type	Tricontrol switch
Disc diameter	180 mm
Weight	5.0 kg
Carbon brush	1 607 014 171

Scope of supply

0 601 851 XP0
Auxiliary handle
Backing flange
Locking nut
Protective guard
Two-hole spanner
Carton box

Large angle grinder

■ GWS 2200-230

Professional

Highest power output per kilogram weight !

Technical data

Rated power input	2200 W
No-load speed	6500 rpm
Grinding spindle thread	M 14
Disc diameter	230 mm
Switch type	Tricontrol switch
Weight	5.3 kg
Carbon brush	1 607 014 171

Scope of supply

0 601 852 XP0
Auxiliary handle
Backing flange
Locking nut
Protective guard
Two-hole spanner
Carton box

**HEAVY
DUTY**



User benefits :

- Powerful 2200 W Champion motor – for fast work progress
- Anti-rotation protective guard – reliably protects the user if the grinding disc breaks
- Armoured coils that protect the motor against sharp grinding dust ensure long lifetime



Large angle grinder

■ GWS 24-230 H

Professional

Great power, less weight, more control

HEAVY
DUTY

Technical data

Rated power input	2400 W
No-load speed	6500 rpm
Grinding spindle thread	M 14
Disc diameter	230 mm
Switch type	Tricontrol switch
weight	5.1 kg
Carbon brush	1 607 014 171

Scope of supply 0 601 884 1P3

Auxiliary handle
Backing flange
Locking nut
Protective guard
Two-hole spanner
Carton box

Large angle grinder

■ GWS 26-230

Professional

Top performance with Vibration Control

HEAVY
DUTY

Technical data

Rated power input	2600 W
No-load speed	6500 rpm
Grinding spindle thread	M 14
Disc diameter	230 mm
Switch type	Tricontrol switch
weight	6.0 kg
Carbon brush	1 607 014 171

Scope of supply 0 601 8A6 0L0

Auxiliary handle
Backing flange
Locking nut
Protective guard
Two-hole spanner
Carton box



For more details about
GWS 26-230 check
our How to video on
our channel Bosch
Professional Africa

Adapted accessories

Diamond Cutting Disc ECO for Universal

eco  Universal

Diameter mm	Bore diameter mm	Part number	Pack quantity	Minimum order quantity
Ordering information				
115	22.23	2 608 615 027	1	10
180	22.23	2 608 615 030	1	10
230	22.23	2 608 615 031	1	10
300	20	2 608 615 032	1	1
350	20	2 608 615 034	1	1
300	25.4	2 608 615 033	1	1
350	25.4	2 608 615 035	1	1

Adapted accessories

Diamond cutting discs Standard for Universal

- For hard materials such as granite, natural stone.
- The low-cost diamond cutting disc that is a problem solver in hard materials.
- Directly sintered cutting rim.
- * With reduction ring.

standard  Universal



Product properties		Ordering information		
Diameter mm	Bore diameter mm	Part number	Pack quantity	Minimum order quantity
105	20.00	2 608 600 923	10	1

Diamond cutting disc Standard for Universal

- The low-cost diamond cutting disc that is a problem solver in all building materials.
- Sintered diamond cutting segments.

standard  Universal



Product properties				Ordering information		
Diameter mm	Bore diameter mm	Cutting width mm	Segment height mm	Part number	Pack quantity	Minimum order quantity
115	22.23	2.0	10	2 608 615 057	1	1
125	22.23	2.0	10	2 608 615 059	1	1
180	22.23	2.4	10	2 608 615 063	1	1
230	22.23	2.6	10	2 608 615 065	1	1

Diamond cutting disc Standard for Universal

- The low-cost diamond cutting disc that is a problem solver in all building materials.
- Sintered diamond cutting segments.
- *With reduction ring.
- **Laser-welded diamond cutting segments for large diameters.

standard  Universal



300	22.23	3.3	10	2 608 615 067	1	1
300	20	3.3	10	2 608 615 068	1	1
350	20	3.3	10	2 608 615 070	1	1
450	25.40	3.6	10	2 608 615 074	1	1

Diamond cutting disc Standard for Universal Turbo

- The low-cost solution in all building materials with clean cut edges.
- Sintered cutting rim.

standard  Universal



115	22.23	2	10	2 608 602 393	1	1
180	22.23	2.5	10	2 608 602 396	1	1
230	22.23	2.5	10	2 608 602 397	1	1

Adapted accessories

Diamond cutting disc Standard for Concrete

- The low-cost diamond cutting disc that is a problem solver in concrete.
- Sintered diamond cutting segments.

standard  Concrete



Product properties				Ordering information			
Diameter mm	Bore diameter mm	Cutting width mm	Segment height mm	Part number	Pack quantity	Minimum order quantity	
115	22.23	1.6	10	2 608 602 196	1	1	
180	22.23	2	10	2 608 602 199	1	1	
230	22.23	2.3	10	2 608 602 200	1	1	

standard  Concrete



350	20/25.40*	2.8	10	2 608 602 544	1	1	
400	20/25.40*	3.2	10	2 608 602 545	1	1	

Diamond cutting disc Standard for Ceramic

- For clean cut edges in ceramic tiles. The low-cost solution for all-round use in tiles.
- Sintered cutting rim.

standard  Ceramic



115	22.23	1.6	7	2 608 602 201	1	1	
125	22.23	1.6	7	2 608 602 202	1	1	
180	22.23	1.6	7	2 608 602 204	1	1	
230	22.23	1.6	7	2 608 602 205	1	1	

Diamond cutting disc Standard for Marble

- The low-cost solution for marble, limestone and prespex with clean cut edges.
- Electroplated cutting rim.

standard  Marble



115	22.23	2.2	3	2 608 602 282	1	1	
230	22.23	2.8	3	2 608 602 283	1	1	

Adapted accessories

Diamond cutting discs Standard for Stone

- For hard materials such as granite, natural stone.
- The low-cost diamond cutting disc that is a problem solver in hard materials.
- Sintered diamond cutting segments.

standard  Stone



Product properties					Ordering information		
Diameter mm	Bore diameter mm	Cutting width mm	Segment height mm		Part number	Pack quantity	Minimum order quantity
115	22.23	1.6	10		2 608 602 597	1	1
180	22.23	2	10		2 608 602 600	1	1
230	22.23	2.3	10		2 608 602 601	1	1

Diamond cutting discs Standard for Stone

- For hard materials such as granite, natural stone.
- The low-cost diamond cutting disc that is a problem solver in hard materials.
- Directly sintered cutting rim.
- * With reduction ring.

standard  Stone



300	20/25.40*	3.1	10	2 608 602 602	1	1
350	20/25.40*	3.1	10	2 608 602 603	1	1

Diamond cutting discs Standard for Asphalt

- The all-rounder in all building materials. The successful combination of long life with 12 mm segment height and performance enables effortless cutting.
- Laser-welded diamond cutting segments.

*With reduction ring.

standard  Asphalt

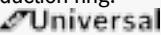


350	20/25.40*	3.2	10	2 608 602 625	1	1
400	20/25.40*	3.6	10	2 608 602 626	1	1
450	25.40	3.2	10	2 608 602 627	1	1

Diamond cutting discs Expert for Universal

- The all-rounder in all building materials. The successful combination of long life with 12 mm segment height and performance enables effortless cutting.
- Laser-welded diamond cutting segments.

*With reduction ring.

expert  Universal



350	20.00/25.40*	3.2	12	2 608 602 571	1	1
400	20.00/25.40*	3.2	12	2 608 602 572	1	1

Double-Wheeled Bench Grinder

■ GBG 35-15

Professional

The powerful and sturdy tool for the toughest applications


**HEAVY
DUTY**

Technical Data

Rated power input	350 W
Grinding wheel diameter	150 mm
No-load speed	3000 rpm
Grinding wheel widths	20 mm
Grinding wheel bore	20 mm
Weight	10 kg

Scope of supply 0 601 27A 3L0

Grinding wheel, normal grit, grit 24
Grinding wheel, normal grit, grit 60
Carton box

Double-Wheeled Bench Grinder

■ GBG 60-20

Professional

The powerful and sturdy tool for the toughest applications


**HEAVY
DUTY**

Technical Data

Rated power input	600 W
Grinding wheel diameter	200 mm
No-load speed	3600 rpm
Grinding wheel widths	25 mm
Grinding wheel bore	32 mm
Weight	15 kg

Scope of supply 0 601 27A 4L0

Grinding wheel, normal grit, grit 24
Grinding wheel, normal grit, grit 60
Carton box



Adapted accessories

Grinding wheels for double-wheeled bench grinders

– Aluminium oxide

- With coarse grit: Suitable for pre-grinding of hardened and non-hardened steel, wood chisels, planer blades, chisels, axes, etc
- Creamic bonding, aluminium oxide, cylindrical



Specification	Disc diameter mm	Thickness (b1) mm	Bore diameter mm	Grit	Part number	Pack quantity	Minimum order quantity
Product properties					Ordering information		
A24 Q4 V6	150	20	20	24	1 609 201 649	1	1
A24 P4 V6	200	20	20	60	1 609 201 650	1	1



The right Range for The right user



Tradesmen Range

The Bosch tradesmen's range offers German engineering in the form of rugged, powerful, and reliable power tools. They are perfect for tradesmen looking for superior quality that fits their budget

**HEAVY
DUTY**

**1 year
warranty**

Heavy duty

The Heavy Duty product range, designed to make your every heavy duty task easier by providing the optimum solution: Power, Performance & Robustness.

Marble cutter

■ GDM 13-34

Professional

More cutting power with the longest lifetime in class



HEAVY DUTY

Technical Data

Rated power input	1300 W
Disc bore diameter	20 mm
No-load speed	12000 rpm
Disc diameter	110 mm
Cutting depth (90°)	34 mm
Cutting depth (45°)	22 mm
Weight	2.8 kg

Scope of supply 0 601 36A 2K0

Clamping bolt
Clamping flange
Mounting flange
Allen key
Ring spanner
Carton box

Nibbler

■ GNA 75-16

Professional

The powerful and handy tool for cutouts of all kinds



HEAVY DUTY



Technical data

Rated power input	750 W
Material that can be processed	Steel up to 400 N/mm ² at 1.6 mm
Cutting track width	5 mm
Stroke rate under load	2100 spm
Stroke rate at no load	2600 spm
Cutting capacity in steel (400 N/mm ²), max.	1.6 mm
Weight	1.8 kg

Scope of supply 0 601 529 400

Die plate
Punch
Carton box

Shear

■ GSC 160

Professional

The handy tool with extremely high cutting speed



HEAVY DUTY

Technical data

Rated power input	500 W
Material that can be processed	Steel up to 400 N/mm ² at 1.6 mm
Stroke rate under load	3500 spm
Stroke rate at no load	5000 spm
Cutting capacity in steel (400 N/mm ²), max.	1.6 mm
Weight	1.8 kg
Carbon brush	3 604 321 039

Scope of supply 0 601 500 403

Allen key
2 blades
Carton box

Shear

■ GSC 2,8

Professional

The slim tool with reversible blade



HEAVY DUTY

Technical Data

Rated power input	500 W
Material that can be processed	Steel up to 400 N/mm ² at 2.8 mm
Stroke rate under load	1500 spm
Stroke rate at no load	2400 spm
Cutting capacity in steel (400 N/mm ²), max.	2.8 mm
Weight	2.7 kg

Scope of supply 0 601 506 103/142

Alignment gauge
Allen keys 2.5 & 5
Blade
Carton box

Polisher

■ GPO 14 CE

Professional

The handy tool for highly polished results



HEAVY DUTY



Technical data

Rated power input	1400 W
No-load speed	750 - 3000 rpm
Grinding spindle thread	M 14
Rubber sanding plate, diameter	180 mm
Weight	2.5 kg
Carbon brush	1 607 014 176

Scope of supply 0 601 389 073

Auxiliary handle
Backing pad
1 x Lambswool bonnet
Carton box





Adapted accessories

Lambswool bonnets for polishers

- Lambskin disc
- Polishing old varnish after surface sanding



		Working diameter mm	Part number	Pack quantity	Minimum order quantity
Product properties		Ordering information			
	170	2 608 612 026	1	1	1

Polisher

GPO 950

Professional

First vertical polisher from Bosch!



Technical Data

Rated power input	950 W
No-load speed	600 - 2100 rpm
Grinding spindle thread	M 14
Polishing sponge, diameter	180 mm
Weight	2.3 kg
Carbon brush	1 619 PB1 971

Scope of supply

0 601 3A2 0L0
Supporting disc
Auxiliary handle
Polishing sponge
Wrench
Carton box



GGG 5000 L

Professional

Superior handling for grinding applications

Technical data	
Rated power input	500 W
No-load speed	33000 rpm
Bit holder	Collets up to 8 mm diameter
Weight	1.4 kg
Spindle collar diameter	41 mm
Carbon brush	1 607 014 145
Scope of supply	0 601 224 170
	Collet Chuck
	2 x single head open end wrench
	Carton box



User benefits :

- Robust 500W motor for powerful grinding applications
- Handy grip design for comfortable handling and superior control
- Optimized air vents for effective cooling

GGG 28 LC

Professional

Perfect handling for demanding grinding work



HEAVY DUTY



Technical data	
Rated power input	650 W
No-load speed	30000 rpm
Bit holder	Collets up to 8 mm diameter
Spindle collar diameter	43 mm
Weight	1.6 kg
Max. grinding tool diameter	50 mm
Carbon brush	1 607 014 176
Scope of supply	0 601 221 070
	Spanner 13 mm
	Spanner 19 mm
	Collet chuck
	Carton box



Metal cut-off saw

GCO 200

Professional

An excellent investment on productivity



Technical data

Rated power input	2000 W
No-load speed	3800 rpm
Saw blade diameter	355 mm
Saw blade bore	25.4 mm
Weight	17 kg
Carbon brush	1 607 014 171

Scope of supply 0 601 B38 0P0

Cutting disc

Carton box

User benefits :

- High Cutting Efficiency
- High overload capacity
- Stability even on uneven surfaces Robust base with rubber feet

Metal cut-off saw

GCO 240

Professional

Redefining power in 14" cut-off saws



Technical data

Rated power input	2400 W
No-load speed	4800 rpm
Cutting disc diameter	355 mm
Cutting disc bore	25.4 mm
Weight	17.0 kg
Carbon brush	1 607 014 171

Scope of supply 0 601 B38 0P0

Cutting disc

Carton box

User benefits :

- High overload capacity for the toughest of applications
- Stable on uneven cutting surfaces

Metal cut-off saw

GCD 12 JL

Professional

Precise results, less rework and up to 100% spark-free


**HEAVY
DUTY**

Technical data

No-load speed	1500 rpm
Rated power input	2000 W
Cutting capacity at rectangle 0°	158 x 80 mm
Saws blade diameter	305 mm
Weight	20 kg
Carbon brush	1 607 014 171

Scope of supply 0 601 B28 070

1 x Circular saws blade, Expert for steel

Carton box



For more details about
GCD 12 JL check our
How to video on
our channel Bosch
Professional Africa

Adapted accessories

Straight cutting disc for Metal

Standard for Metal straight cutting disc



Product properties				Ordering information		
Specification	Diameter mm	Bore diameter mm	Thickness mm	Part number	Pack quantity	Minimum order quantity
A 30 S BF	355	25.40	3.1	2 608 602 759	1	10

Expert for Metal straight cutting disc

- Appropriate for chop saws/stationary pendulum action cutters/grinders
- Maximum drive power of 3 bhp/2.4 kW

expert Metal



Product properties				Ordering information		
Specification	Diameter mm	Bore diameter mm	Thickness mm	Part number	Pack quantity	Minimum order quantity
A 36 R BF	350	25.40	2.8	2 608 600 543	1	10

- Appropriate for chop saws / stationary pendulum action cutters/grinders
- Maximum drive power of 3bhp/2.4kw
- Reinforced with 2 outer fabrics



A 36 R BF	300	25.40	2.8	2 608 600 542	1	10
-----------	-----	-------	-----	---------------	---	----

Woodworking

Routers, planers and sanders for visibly good results

Professional surface finishing means clean edges when routing, material removal accurate to the millimeter when planing, and perfect surfaces when sanding. Bosch offers a suitable solution for each of these tasks: power tools that combine power and precision. For you, this means first-class work results without compromises.

Bosch professional saws: The highest standard in power and precision

Bosch's saws excel due to their power, precision and perfect handling. With its latest range of blue saws, Bosch offers you, the woodworking professional, solutions for every imaginable application: jigsaws for precisely cutting parquet or worktops and cordless and corded hand-held circular saws for cutting roof beams to length – even in extreme continuous use.

In addition to this, there is the extended sabre saw range of corded and cordless tools for every job.

Bosch benchtop saws: master every requirement

Bosch benchtop saws are versatile and enable flexible use. They combine power with precision. High-torque motors and an integrated laser guide to enable fast, precise work in any type of wood. The compact design and mobile saw stands ensure convenient use in any location.

04



Jigsaw

GST 65 BE

Professional

Professional cuts at an entry-level price



Technical data	
Rated power input	400 W
No-load stroke rate	500 - 3100 spm
Weight	1.7 kg
Stroke height	18 mm
Carbon brush	2 604 321 919
Cutting depth	
Cutting depth in wood	65 mm
Cutting depth in steel	3 mm
Cutting depth in aluminium	12 mm
Scope of supply	
0 601 509 290/1L0	
Screwdriver	
Anti-splinter guard	
1 x saw blade	
Carton box	

Jigsaw

GST 700

Professional

Beyond expectations. Cut faster with ease.



Technical data	
Rated power input	500 W
No-load stroke rate	1450 - 3200 Z
Weight	2.1 kg
Stroke height	20 mm
Carbon brush	1 619 P13 476
Cutting depth	
Cutting depth in wood	70 mm
Cutting depth in steel	6 mm
Cutting depth in aluminium	10 mm
Scope of supply	
0 601 2A7 0P0	
1 x saw blade T 111 C	
Carton box	

Jigsaw

GST 90 BE

Professional

The sturdy tool for heavy-duty applications

Technical data	
Rated power input	650 W
No-load stroke rate	500 - 2800 spm
Weight	2.7 kg
Stroke height	26 mm
Carbon brush	2 604 321 941
Cutting depth	
Cutting depth in wood	90 mm
Cutting depth in aluminium	20 mm
Cutting depth in non-alloyed steel	10 mm
Scope of supply	
0 601 58F 072	
25 T 144 D blades set	
Dust extraction set	
Carrying case	
Allen key	
Anti-splinter guard	



HEAVY DUTY



User benefits :

- The reliable tool for the toughest jobs
- Long lifetime under extreme conditions thanks to robust SDS saw blade changing system
- Professional stacked construction and aluminium housing for long lifetime

Jigsaws

GST 150 BCE

Professional

The most powerful jigsaw for fast and comfortable cuts



HEAVY DUTY



Technical data	
Rated power input	780 W
No-load stroke rate	500 - 3100 spm
Weight	2.7 kg
Stroke height	26 mm
Carbon brush	2 604 321 941
Cutting depth	
Cutting depth in wood	150 mm
Cutting depth in aluminium	20 mm
Cutting depth in non-alloyed steel	10 mm
Scope of supply	
0 601 513 070	
Anti-splinter guard	
Carrying case	
Glide shoe	
Hood	
Suction nozzle	
1 x Jigsaw blade T 144 DP	
Dust extraction set	

Adapted accessories

Jigsaw blades T 111 C Basic for Wood

- HCS, side set, milled
- Softwood (4-50 mm), chipboard, wood core plywood, fibre boards, quick cut

basic for Wood



Total length [mm]	Tooth spacing [mm]	Part number	Pack quantity	Minimum order quantity
Product properties		Ordering information		
				
100	3.0	2 608 630 033	5	10

Jigsaw blades T 101 B Clean for Wood

- HCS, ground teeth and taper ground
- Softwood, chipboard, wood core plywood, fibre boards (3-30 mm)

clean for Wood



100	2.7	2 608 630 030	5	10

Jigsaw blades T 101 D Clean for Wood

- HCS, ground teeth and taper ground
- Softwood, chipboard, wood core plywood, fibre boards (3-30 mm)

clean for Wood



100	4-5.2	2 608 630 032	5	10

Jigsaw blades T 301 CD Clean for Wood

- HCS, ground teeth and taper ground
- Softwood, chipboards, wood core plywood, fibre boards (10-65 mm)

clean for Wood



117	3.0	2 608 637 590	5	10


Adapted accessories

Jigsaw blades T 144 D Speed for Wood

- HCS, side set, ground
- Softwood (5-50 mm), chipboards, wood core plywood, fibre boards

Total length [mm]	Tooth spacing [mm]	Part number	Pack quantity	Minimum order quantity
Product properties		Ordering information		

speed  Wood




100	4-5.2	2 608 630 040	5	10
100	4-5.2	2 608 637 880	100	1

Jigsaw blades T 244 D Speed for Wood

- HCS, side set, ground
- Softwood (5-50 mm), chipboards, wood core plywood, fibre boards, especially for curve cuts

speed  Wood



100	4-5.2	2 608 630 058	5	10
100	4-5.2	2 608 637 881	100	1

Jigsaw blades T 344 D Speed for Wood

- HCS, side set, ground
- Thick construction timber, softwood (5-100 mm), chipboards, wood core plywood, fibre boards

speed  Wood




152	4.0	2 608 637 944	3	10
-----	-----	----------------------	---	----

Jigsaw blades T 1044 DP Precision for Wood

- HCS, side set, ground
- Thick construction timber, softwood (5-100 mm), chipboards, wood core plywood, fibre boards

precision  Wood



250	4.0	2 608 667 394	3	5
-----	-----	----------------------	---	---

Adapted accessories

Jigsaw blades T 127 D Special for Aluminium

- HSS, side set, milled
- Thin to thick sheet metals (3-15 mm), pipes + profiles (diameter <30mm)

special  **Alu**



**fast
CUT**

Product properties		Ordering information		
Total length [mm]	Tooth spacing [mm]	Part number	Pack quantity	Minimum order quantity
100	3.0	2 608 631 017	5	10

Circular saw

GKS 190

Professional

The powerful and robust circular saw



**HEAVY
DUTY**



Technical data

Rated power input	1400 W
No-load speed	5500 rpm
Weight	4.1 kg
Saw blade diameter	184 mm
Saw blade bore diameter	20 mm
Carbon brush	1 619 P06 346

Cutting depth

Cutting depth (90°)	67 mm
Cutting depth (45°)	48 mm

Scope of supply

Allen key
1x Saw blade 184 mm Optiline Wood
Rip fence
Parallel guide
Dust extraction adapter
Carton box

Circular saw

GKS 9/235 TURBO

Professional

The most powerful circular saw for demanding applications

Technical data

Rated power input	2050 W
No-load speed	5300 rpm
Weight	7.6 kg
Saw blade diameter	235 mm
Saw blade bore diameter	25.4 mm
Carbon brush	1 619 P01 685

Cutting depth

Cutting depth (90°)	85 mm
Cutting depth (45°)	65 mm

Scope of supply

Allen key
1x Saw blade 235 mm Optiline Wood
Rip fence
Reducing ring
Parallel guide
Carton box



**HEAVY
DUTY**



User benefits :

- High power performance for faster cutting progress
- Robust stamped steel base plate
- Closed anti-sag aluminium die-cast lower guard w/o riving knife for longer service life

Adapted accessories

Circular saw blades for hand-held circular saws

eco  Wood



Outer diameter Inches	Outer diameter mm	Bore size mm	Bore with reduction ring mm	Width of cut (b1) mm/ Base bl. thickness (b2)	Number of teeth	Tooth shape	Max rotation speed (RPM)	Hook angle ° w1	Relief angle ° w2	Part number	Pack quantity	Minimum order quantity
Product properties										Ordering information		
7 1/4	184	20	16	2.2/1.4	40	-	8000	16	15	2 608 644 399	1	1
7 1/4	184	20	16	2.2/1.4	60	ATB	8000	16	15	2 608 644 400	1	1
9 1/4	235	30	25/20	2.8/1.8	40	ATB	6500	15	15	2 608 644 404	1	1
9 1/4	235	30	-	2.8/1.8	60	ATB	6500	15	15	2 608 644 405	1	1

eco  Aluminium




7 1/4	184	20	16	2.2/1.6	60	HLTCG	8000	5	13	2 608 644 411	1	1
-------	-----	----	----	---------	----	-------	------	---	----	---------------	---	---

Circular saw blades for hand-held circular saws

• The precise blade for quality cuts in all types of wood

 **WOOD**




Outer diameter Inches	Outer diameter mm	Bore size mm	Bore with redting ring mm	Width of cut (b1) mm/ Base bl. thickness (b2)	Number of teeth	Tooth shape	Max rotation speed (RPM)	Cutting result	Part number	Pack quantity	Maximum order quantity
Product properties									Ordering information		
-	160	20	16	1.8/1.2	48	ATB	9500	●●●●	2 608 641 172	1	1
7 1/4	184	20	16	2.5/1.5	40	ATB	-	●●●	2 608 640 853	1	1
7 1/4	184	20	16	2.5/1.5	60	ATB	-	●●●●	2 608 640 854	1	1
9 1/4	235	35	25 30	2.5/1.8	40	ATB	-	●●●	2 608 640 894	1	1
9 1/4	235	35	25 30	2.5/1.8	60	ATB	-	●●●●	2 608 640 895	1	1

Adapted accessories

Circular saw blades for hand-held circular saws


- The fast blade for cuts along and across all types of wood.



Outer diameter inches	Outer diameter mm	Bore size mm	Bore with reduction ring mm	Width of cut (b1) mm / Base blade thickness (b2) mm	Number of teeth	Tooth shape	Max. rotation speed (RPM)	Cutting result	Part number	Pack quantity	Minimum order quantity
Product properties								Ordering information			
9 1/4	235	30	25	2.6/1.8	30	ATB/FT	6500	●●	2 608 640 807	1	1

Circular saw blades for hand-held circular saws

- The perfect blade for powerful cuts with clean cut edges in all different kinds of materials.



Outer diameter inches	Outer diameter mm	Bore size mm	Bore with reduction ring mm	Width of cut (b1) mm / Base blade thickness (b2) mm	Number of teeth	Tooth shape	Max. rotation speed (RPM)	Cutting result	Part number	Pack quantity	Minimum order quantity
Product properties								Ordering information			
6 1/4	160	20	60	2.4/1.8	42	HLTCG	9500	●●●●	2 608 640 503	1	1
7 1/4	184	20	16	2.0/1.5	60	HLTCG	-	●●●●	2 608 642 193	1	1
7 1/2	190	30	-	2.4/1.8	54	HLTCG	8000	●●●●	2 608 640 509	1	1
9 1/4	235	30	25	2.4/1.8	64	HLTCG	8000	●●●●	2 608 640 514	1	1
9 1/4	235	25	20	2.0/1.5	80	HLTCG	-	●●●●	2 608 642 197	1	1

Sabre saw

GSA 1100 E

Professional

The convenient tool with the fastest saw blade changes



HEAVY DUTY



Technical data

Rated power input	1100 W
No-load stroke rate	0 - 2700 spm
Weight without cable	3.6 kg
Stroke length	28 mm
Carbon brush	2 610 013 260

Cutting depth

Cutting depth in wood	230 mm
Cutting depth in metal profiles and metal pipes	20 mm

Scope of supply

0 601 64C 870
Carrying case
Wood saw blade S 2345 X
Metal saw blade S 123 XF

Sabre saw

GSA 1300 PCE

Professional

Lowest vibration in its class – and a powerful 1300 watts



HEAVY DUTY



Technical data

Rated power input	1300 W
Stroke rate at no load	0 - 2900 spm
Weight	4.1 kg
Saws, stroke length	28 mm
Carbon brush	2 610 013 260

Cutting depth

Cutting depth in wood	230 mm
Cutting depth in metal profiles and metal pipes	20 mm

Scope of supply


0 601 64E 270
Carrying case
Wood saw blade S 2345 X
Metal saw blade S 123 XF



Adapted accessories

Sabre saw blades Flexible for Metal S 1122 BF


- BIM, side set, milled
- Thick sheet metals (3-8 mm), solid pipes/profiles (diameter <175 mm), flexible flush cut, quick cut

flexible  Metal

Product properties		Ordering information			Minimum order quantity
Tooth spacing mm/TPI	Dimensions mm	Part number	Pack quantity		
1.8/ 14	225 x 19 x 0.9	2 608 656 041	2		5

Sabre saw blades S 2345 X Progressor for Wood

- HCS, side set, ground
- Construction wood (<150 mm), boards: chipboard, MDF (6-60 mm), plywood, plastic (<150 mm), Wooden wall (<150 mm). Effortless, fine cut.

progressor  Wood

2;5-4;3/6.10	200 x 19 x 1.25	2 608 654 403	2		5
--------------	--------------------	---------------	---	--	---

Sabre saw blades Progressor for Wood and Metal S 3456 XF

- BIM, side set, milled
- Wood with nails/metal, chipboard (<150 mm), sheet metals, aluminium profiles (3-18 mm), glass fibre reinforced plastic/epoxy (<150 mm)

PROGRESSOR  WoodMetal

2.1-4.3 / 6-12	200 x 19 x 1.25	2 608 654 405	2		5
----------------	--------------------	---------------	---	--	---

GSS 2300

Professional

Robust design for easy, fatigue-free sanding over many hours

Technical data	
Rated power input	190 W
No-load speed	0 - 12000 rpm
Weight	1.5 kg
Carbon brush	1 619 PA7 635
Sanding surface	
Sanding plate, width	92 mm
Sanding plate, length	182 mm
Sanding sheet for clamping, width	93 mm
Sanding sheet for clamping, length	230 mm
Scope of supply	0 601 298 0L0
	Carton box
	3 sanding sheets



User benefits :

- Easy and robust clamping system, sanding plate, bearings and vibration foot to improve working efficiency
- Ergonomic handle, optimised tool height, counterweight for less vibration to ensure comfortable working

Adapted accessories

C430 sanding sheets for orbital sanders, Expert for Wood, 93x230 mm, 8 holes

- Suitable for sanding all types of wood, wooden materials and paint
- Appropriate for orbital sanders from Bosch, Festool, Makita, Metabo, Skil

expert **Wood**

Sheet dimensions mm	Grit	Part number	Pack quantity	Minimum order quantity
Product properties		Ordering information		
93x230	40	2 608 605 294	10	5
93x230	60	2 608 605 295	10	5
93x230	80	2 608 605 296	10	5
93x230	120	2 608 605 298	10	5

Orbital sander

GSS 280 AE

Professional

The sander for extremely high surface quality


**HEAVY
DUTY**


Technical data

Rated power input	330 W
No-load speed	5500 - 11000 rpm
Weight	2.6 kg
Carbon brush	1 607 014 117

Sanding surface

Sanding plate, width	114 mm
Sanding plate, length	226 mm
Sanding sheet for clamping, width	115 mm
Sanding sheet for clamping, length	280 mm

Scope of supply 0 601 293 670/673

Auxiliary handle
Carton box



Adapted accessories

C430 sanding sheets for orbital sanders, Expert for Wood and Paint, 115x230 mm, 14 holes

- Suitable for sanding all types of wood, wooden materials and paint
- Appropriate for orbital sanders from Bosch, Festool, Holz-Her, Makita, Metabo, Skil

expert **Wood+Paint**

Sheet dimensions mm		Grit	Part number	Pack quantity	Minimum order quantity
Product properties		Ordering information			
115x230	40	2 608 605 584	10		5
115x230	60	2 608 605 316	10		5
115x230	80	2 608 605 317	10		5
115x230	120	2 608 605 318	10		5

Random orbit sander

■ GEX 125-1 AE

Professional

Random orbit sander

HEAVY
DUTY

Technical data	
Rated power input	250 W
Sanding pad diameter	125 mm
No-load speed	7500 - 12000 rpm
Orbital stroke rate	15000 - 24000 opm
Eccentricity	1,25 mm
Sanding sheet / disc attachment	Velcro-type fastening
Weight	1.3 kg
Oscillating circuit diameter	2.5 mm
Carbon brush	2 609 120 199
Scope of supply	0 601 387 571
	Carrying case
	Microfilter box
	Sanding paper K80

Random orbit sander

■ GEX 125-150 AVE

Professional

Lowest vibration: no more
tingling in your handsHEAVY
DUTY

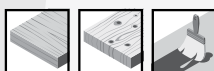
Technical data	
Rated power input	400 W
Sanding pad diameter	150 mm
No-load speed	5500 - 12000 rpm
Orbital stroke rate	11000 - 24000 opm
Eccentricity	2.00 mm
Sanding sheet / disc attachment	Velcro-type fastening
Weight	2.4 kg
Oscillating circuit diameter	4 mm
Carbon brush	1 607 014 117
Scope of supply	0 601 37B 1P0
	Auxiliary handle
	Dust bag
	125 mm pad
	150 mm pad
	Carton box

Adapted accessories

C470 sanding sheets for random orbit sanders, Best for Wood and Paint, 125 mm diameter, 8 holes

- Suitable for sanding wood, paint, varnish, roughcast
- With calcium stearate coating that reduces premature clogging
- Appropriate for random orbit sanders from Bosch, DeWalt, Festool, Metabo, Makita

best Wood+Paint



Sheet dimensions mm		Part number		Minimum order quantity	
Product properties	Grit	Part number	Pack quantity		
125	40	2 608 605 067	5	5	
125	60	2 608 605 068	5	5	
125	80	2 608 605 069	5	5	
125	120	2 608 605 071	5	5	

Belt sander

■ **GBS 75 AE**

Professional

The robust, handy tool

**HEAVY DUTY**

Technical data

Rated power input	750 W
Sanding surface, width	75 mm
Weight	3.4 kg
Belt speed	200 – 330 m/min
Belt, length	533 mm
Belt, width	75 mm
Carbon brush	2 604 321 905

Scope of supply 0 601 274 004/774

Dust bag
Fabric sanding belt
Graphite plate
Carton box



- 1 Extremely handy**
For removing, flattening, smoothing and cleaning wood, plastic and metal
- 2 Robust toothed belt and metal drive pulleys**
For a long lifetime
- 3 Aluminium rollers**
To withstand the highest strain

Adapted accessories

X440 sanding belts for belt sanders, Best for Wood and

Paint

- Suitable for Bosch; AEG; DeWalt; Festool; Holz-Her; Makita; Skil

best Wood+Paint



Belt dimensions, width mm	Belt dimensions, length mm	Grit	Part number	Pack quantity	Minimum order quantity
Product properties			Ordering information		
75	533	60	2 608 606 081	10	1
75	533	80	2 608 606 082	10	1
75	533	100	2 608 606 083	10	1
75	533	180	2 608 607 261	10	1
75	533	220	2 608 606 085	10	1

- Suitable for Bosch; Hitachi; Holz-Her; Makita; Ryobi; Wegoma



100	610	60	2 608 606 135	10	1
100	610	80	2 608 606 136	10	1
100	610	100	2 608 606 137	10	1
100	610	120	2 608 607 263	10	1



Lithium-ion Battery

Bosch lithium-ion battery is always the right battery for runtime and weight and is exclusively meant for professionals that use heavy-duty tools because those tools need more power to work.

The optimum battery pack for every job. Unique choice between different high-performance Batteries & chargers for all professional lithium-ion cordless tools in a voltage class. The XL battery is meant for longer runtime and the lightweight Compact battery for even more comfortable working.

■ GKF 600

Professional

Professional

The handy specialist for edges

**HEAVY
DUTY**



Technical data

Rated power input	600 W
No-load speed	33000 rpm
Weight	1.5 kg
Tool holder	6 mm / 8 mm
Carbon brush	2 609 120 149

Scope of supply

0 601 60A 100
Open-ended spanner 17 mm
Parallel guide
Pilot
Collet with nut 6 mm
Collet with nut 8 mm
Carrying case



For more details about GKF 600 check our How to video on our channel Bosch Professional Africa

■ GOF 1250 CE

Professional

The handy precision router with high torque


HEAVY DUTY


Technical data

Rated power input	1250 W
Bit holder	6 - 8.0 mm
No-load speed	10000 - 24000 rpm
Weight	3.6 kg
Maximum router cage stroke	60 mm
Carbon brush	2 604 321 958

Scope of supply 0 601 626 071

Open-ended spanner 19 mm
Parallel guide with fine adjustment
Template guide adapter
Collet with nut 8 mm
L-Boxx case

■ GOF 1600 CE

Professional

The powerful precision plunge-cutting router with LED illumination


HEAVY DUTY


Technical data

Bit holder	8 - 12.7 mm
No-load speed	10000 - 25000 rpm
Maximum router cage stroke	76 mm
Rated power input	1600 W
Weight	5.8 kg
Carbon brush	2 610 007 957

Scope of supply 0 601 624 073

Parts set
Carton box

Adapted accessories

Rounding over bits with ball bearing pilot, two flutes, tungsten carbide

- For rounding over edges, e.g. on windows, cupboards, table tops, shelves, fireplace surrounds.
- With ball bearing pilot for easy guiding directly on the workpiece without a template.
- Bosch rounding over bits for clean rounded edges.
- Suitable for solid woods such as spruce, beech, oak, alder and abrasive materials.



Shank mm	Diameter (D) mm	Radius (R1) mm	Working length (L) mm	Total length (G) mm	Part number	Pack quantity	Minimum order quantity
Product properties				Ordering information			
8	-	6,00	13.2	53	2 608 628 340	1	1
8	-	12.00	19	60	2 608 628 343	1	1

Laminate trim bits with ball bearing pilot, two flutes, tungsten carbide

- For flush trimming and chamfering laminated boards, wood beams, corner beads in furniture manufacture and shop fitting.
- With ball bearing pilot for easy guiding directly on the workpiece without a template.
- Suitable for solid wood and abrasive board materials.



Shank mm	Diameter (D) mm	Working length (L) mm	Total length (G) mm	Part number	Pack quantity	Minimum order quantity
Product properties				Ordering information		
8	9.5	25.4	68.0	2 608 628 346	1	1
8	12.7	13.0	56.0	2 608 628 347	1	1
8	12.7	25.4	68.0	2 608 628 348	1	1

Adapted accessories

Chamfer bits

- For chamfering edges on straight or curved workpieces.
- With ball bearing pilot for easy guiding directly on the workpiece without a template.
- Chamfer bits for fine decorative chamfers on furniture.
- Suitable for solid wood and abrasive board materials.



Shank mm	width (B) mm	Working length (L) mm	Total length (G) mm	Part number	Pack quantity	Minimum order quantity
Product properties				Ordering information		
8	11.00	14.7	56	2 608 628 352	1	1

Core box bits

- For producing edge profiles, hinge connections with core box profiles, decorative grooves, sauce channels on service platters, structuring surfaces and for use in copy routing machines
- Bosch core box bits for surface structures
- Core box bits, two flutes, tungsten carbide
- Suitable for soft and hard solid wood



Shank mm	Diameter (D) mm	Radius (R1) mm	Working length (L) mm	Total length (G) mm	Part number	Pack quantity	Minimum order quantity
Product properties				Ordering information			
8	16.0	6	9.2	40	2 608 628 368	1	1

Straight bits with extra length, two flutes, tungsten carbide

- Longer working length for greater flexibility in the application
- Suitable for solid wood and panel materials such as chipboard or MDF boards, plastics or abrasive materials such as Corian



Shank mm	Diameter (D) mm	Working length (L) mm	Total length (G) mm	Part number	Pack quantity	Minimum order quantity
Product properties				Ordering information		
8	8.0	25.0	56.0	2 608 628 372	1	1
8	10.0	25.0	56.0	2 608 628 373	1	1
8	12.0	31.5	62.0	2 608 628 374	1	1

Adapted accessories

Straight bits, two flutes tungsten carbide

- For routing small grooves for chipboard tongue joints, for decorative grooves in surfaces or grooves in rubber seal profiles
- Suitable for solid wood and panel materials



Shank mm	Diameter (D) mm	Working length (L) mm	Total length (G) mm	Part number	Pack quantity	Minimum order quantity
Product properties				Ordering information		
8	3.0	8	51	2 608 628 376	1	1
8	4.0	8	51	2 608 628 377	1	1
8	5.0	12.7	51	2 608 628 378	1	1
8	6.0	15.7	48.0	2 608 628 379	1	1
8	8.0	19.6	51.0	2 608 628 381	1	1
8	10.0	19.6	51.0	2 608 628 383	1	1
8	12.0	19.6	51.0	2 608 628 385	1	1
8	14.0	19.6	51.0	2 608 628 375	1	1
8	15.0	19.6	51.0	2 608 628 387	1	1
8	16.0	19.6	51.0	2 608 628 388	1	1
8	18.0	24.6	56.0	2 608 628 389	1	1
8	20.0	24.6	56.0	2 608 628 390	1	1
8	25.0	19.6	51.0	2 608 628 392	1	1

Edge forming bit A with ball bearing pilot, two flutes, tungsten carbide

- Suitable for soft and hard solid wood



Shank mm	Width (B) mm	Diameter (D) mm	Working length (L) mm	Radius (R1) mm	Total length (G) mm	Part number	Pack quantity	Minimum order quantity
Product properties					Ordering information			
8	11.20	35	14.3	4.8	57	2 608 628 393	1	1

Adapted accessories

Edge forming bit B with ball bearing pilot, two flutes, tungsten carbide

- Suitable for soft and hard solid wood



Shank mm	Width (B) mm	Diameter (D) mm	Working length (L) mm	Radius (R1) mm	Total length (G) mm	Part number	Pack quantity	Minimum order quantity
Product properties					Ordering information			
8	12.70	38.1	17.0	6.3	61	2 608 628 395	1	1

Edge forming bit C with ball bearing pilot, two flutes, tungsten carbide

- Suitable for soft and hard solid wood



8	9.50	31.80	14.0	4.8	57	2 608 628 396	1	1
---	------	-------	------	-----	----	---------------	---	---

Edge forming bit D with ball bearing pilot, two flutes, tungsten carbide

- Suitable for soft and hard solid wood



8	15.00	42.90	18.0	6.3	60	2 608 628 397	1	1
---	-------	-------	------	-----	----	---------------	---	---

Adapted accessories

Slotting cutters with ball bearing pilot, two flutes, tungsten carbide

- Suitable for solid wood and panel materials



Shank mm	Diameter (D) mm	Working length (L) mm	Total length (G) mm	Part number	Pack quantity	Minimum order quantity
Product properties				Ordering information		
8	32.0	5.0	51.0	2 608 628 403	1	1

V-groove bits, two flutes, tungsten carbide

- Suitable for solid wood



Shank mm	Angle degree	Diameter (D) mm	Working length (L) mm	Total length (G) mm	Part number	Pack quantity	Minimum order quantity
Product properties				Ordering information			
8	16	11	13.7	45	2 608 628 406	1	1
8	19	16	15.7	45	2 608 628 407	1	1

Planer

■ GHO 6500

Professional

Powerful Planers with fast planing speed



Technical data

Rated power input	650 W
Adjustable chip thickness	0 - 2.6 mm
Planing width	82 mm
Weight	2.8 kg
No-load speed	16500 rpm
Adjustable rebating depth	0 - 9 mm
Carbon brush	2 609 120 398

Scope of supply

0 601 596 0L0
Allen key
Parallel guide
Sharpening device for HSS blade
Setting gauge for HSS blade
Carbon box

Planer

■ GHO 26-82 D

Professional

Comfortable working due to chip clearance to left or right, as desired


**HEAVY
DUTY**

Technical data

Rated power input	710 W
Adjustable chip thickness	0 - 2.6 mm
Weight	2.8 kg
Adjustable rebating depth	9 mm
No-load speed	18000 rpm
Planing width	82 mm
Carbon brush	2 609 120 637

Scope of supply

0 601 5A4 370
Allen key
Fabric dust bag
Parallel guide
Carrying case



Adapted accessories

Reversible tungsten carbide blades for planers

- Appropriate for planers from Bosch, AEG, Black & Decker, Fein, Haffner, Hitachi, Holz-Her, Mafell, Makita, Metabo, Skil.



Product properties	Ordering information		
	Part number	Pack quantity	Minimum order quantity
Straight, tungsten carbide, 35°	2 607 000 096	2	1

HSS blades for planers

- Appropriate for planers from Bosch, AEG, Black & Decker, Fein, Haffner, Hitachi, Holz-Her, Mafell, Makita, Metabo, Skil.



HSS	2 607 000 193	2	1
-----	---------------	---	---

GOP 30-28

Professional

The all-rounder – for easily completing projects

Technical data	
Rated power input	300 W
No-load oscillation	8000 – 20000 opm
Oscillation angle on left and right	1.4 °
Weight	1.5 kg
Carbon brush	1 619 P02 870
Scope of supply	
0 601 237 0L0	
Carrying case	
1x Blade for cutting wood and metal ACZ 85 EB	
1x Blade for cutting wood and metal with Curved-Tec AIZ 32 APB	
1x Sanding plate AVZ 93 G	
1x Set of 5 sanding paper	



HEAVY DUTY



User benefits :

- StarlockPlus category tool ensures a faster work rate
- Magnetic interface for easy tool changes

Adapted accessories

Starlock HCS plunge cut saw blade AIZ 32 EPC Wood

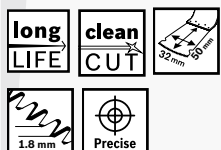
- Starlock HCS plunge cut saw blade Wood
- Plunge cutting in softwood (e.g. for installing a ventilation grille)
- Cutting a recess in furniture components (e.g. to enable access to a mains socket)
- Flush cutting wooden components (e.g. dowels, tenons) to length



Product properties		Ordering information		
Width [mm]	Immersion depth [mm]	Part number	Pack quantity	Minimum order quantity
32	50	2 608 661 637	1	1

Starlock BIM plunge cut saw blade AIZ 32 BSPB Hard Wood

- Starlock BIM plunge cut saw blade Hard Wood
- Plunge cutting in laminated panels or hardwood (e.g. for installing a ventilation grille)
- Cutting a recess in furniture components (e.g. to enable access to a mains socket)
- Flush cutting wooden components (e.g. dowels, tenons made of hardwood) to length



32	50	2 608 661 645	1	1
----	----	---------------	---	---

Adapted accessories

Starlock BIM plunge cut saw blade AII 65 APB Wood and Metal

- Starlock BIM plunge cut saw blade Wood and Metal
- Cutting wood with nails
- Cutting a door frame to length on the floor (softwood, hardwood, veneered panels, plastic-laminated panels)
- Plunge cuts in laminated panels (e.g. recesses for a shelf board)



Product properties		Ordering information		
Width [mm]	Immersion depth [mm]	Part number	Pack quantity	Minimum order quantity
65	40	2 608 661 781	1	1

Starlock BIM plunge cut saw blade AIZ 32 APB Wood and Metal

- Starlock BIM plunge cut saw blade Wood and Metal
- Deep plunge cut in wood, abrasive wooden materials, plastics
- Cutting non-ferrous pipes and profiles with smaller dimensions
- Cutting non-hardened nails, screws and steel profiles with smaller dimensions



32	50	2 608 661 644	1	1
----	----	---------------	---	---

Starlock BIM segment saw blade ACZ 85 EB Wood and Metal

- Starlock BIM segment saw blade Wood and Metal, with depressed centre
- Cutting a door frame to length on the floor (softwood, hardwood, veneered panels, plastic-laminated panels)
- Cutting out laminate/parquet (e.g. for installing a partition wall)
- Cutting smaller mouldings to length (e.g. aluminium floor cover strips)



Product properties		Ordering information		
Diameter mm	Part number	Pack quantity	Minimum order quantity	
85	2 608 661 636	1	1	

Starlock Carbide plunge cut saw blade AIZ 32 AT Metal

- Starlock Carbide plunge cut saw blade Metal, MetalMax
- Cutting hardened screws and nails
- Cutting inox/stainless steel (e.g. kitchen front cover)
- Cutting non-hardened nails, screws and steel profiles with smaller dimensions



Product properties		Ordering information		
Width [mm]	Immersion depth [mm]	Part number	Pack quantity	Minimum order quantity
32	40	2 608 662 018	1	1

Adapted accessories

Starlock HCS scraper ATZ 52 SFC, flexible

- Starlock HCS scraper, flexible
- Removing soft carpet adhesive residues
- Removing paint residues
- Removing silicone joints



Product properties		Ordering information		
Cutting width [mm]	Cut length [mm]	Part number	Pack quantity	Minimum order quantity
52	38	2 608 661 647	1	1

Starlock Carbide-RIFF segment saw blade ACZ 85 RT3

- Starlock Carbide-RIFF segment saw blade
- Routing joints on wall and floor tiles
- Routing smaller cutouts in soft wall tiles
- Routing grooves in porous concrete, for laying concealed cables and pipes



Product properties		Ordering information		
Diameter mm	Part number	Pack quantity	Minimum order quantity	
85	2 608 661 642	1	1	

Starlock sanding plate AVZ 93 G


- Appropriate for all Starlock (Bosch: GOP 12V-28 Professional; PMF 220 CE; PMF 250 CES), StarlockPlus (Bosch: GOP 30-28; GOP 40-30; GOP 18V-28 Professional; PMF 350 CES – Fein: AFMT 12 SL; AFMT 12 QSL; AFMM 18 QSL; FMT 250 SL; FMT 250 QSL; FMM 350 QSL) and StarlockMax (Bosch: GOP 55-36 Professional – Fein: AFSC 18 QSL; AFSC 18 QCSL; FSC 500 QSL) machines
- Bosch OIS GOP and PMF machines; Fein Multimaster and Multitalent; AEG; Einhell; Hitachi; Makita; Metabo; Milwaukee; Ryobi; Skil etc...



Product properties		Ordering information		
Diameter mm	Part number	Pack quantity	Minimum order quantity	
93	2 608 000 493	1	1	

C470 sanding sheets for sanding plate AVZ 93 G, Best for Wood and Paint, 93 mm, 6 holes

- Suitable for sanding wood, paint, varnish, roughcast
- Appropriate for sanding plate AVZ 93 G



Product properties		Ordering information		
Sheet dimensions mm	Grit	Part number	Pack quantity	Minimum order quantity
93	60 120 240	2 608 605 165	6	5

Adapted accessories

Starlock sets

- 4-piece floor/installation set
Versatile set for floor/installation work (e.g. cutting a door frame to length on the floor, cutting out laminate/parquet, plunge cuts in laminated panels or wood, cutting recesses in furniture components)
- Appropriate for all Starlock (Bosch: GOP 12V-28 Professional; PMF 220 CE; PMF 250 CES), StarlockPlus (Bosch: GOP 30-28; GOP 40-30; GOP 18V-28 Professional; PMF 350 CES - Fein: AFMT 12 SL; AFMT 12 QSL; AFMM 18 QSL; FMT 250 SL; FMT 250 QSL; FMM 350 QSL) and StarlockMax (Bosch: GOP 55-36 Professional – Fein: AFSC 18 QSL; AFSC 18 QCSL; FSC 500 QSL) machines
- Bosch OIS GOP and PMF machines; Fein Multimaster and Multitalent; AEG; Einhell; Hitachi; Makita; Metabo; Milwaukee; Ryobi; Skil etc...




Product properties	Ordering information			
	Set contents	Part number	Pack quantity	Minimum order quantity
BIM segment saw blade Wood and Metal ACZ 85 EB (1x)		2 608 661 696	4	1
BIM plunge-cutting saw blade Hard Wood AIZ 32 BSPB (1x)				
HCS plunge-cutting saw blade Wood AIZ 32 EPC (1x)				
HCS scraper ATZ 52 SC (1x)				

Mitre saw

GCM 10 MX

Professional

Engineered for precise Aluminium Cutting



HEAVY DUTY

Technical data

Rated power input	1700 W
Cutting capacity, 0°	89 mm
Cutting capacity, 45° incline	67 mm
No-load speed	4800 rpm
Saws blade diameter	255 mm
Saws blade bore diameter	25.4 mm
Weight without cable	14.1 kg
Carbon brush	1 619 PA7 057

Scope of supply

0 601 B29 0P0
Hexagon Socket Wrench
Clamp
Dust bag
1 Multi-material saw blade
Carton box

Mitre saw

GCM 12 MX

Professional

Powerful mitre saws with highest cutting capacity

Technical data

Rated power input	1800 W
Cutting capacity, 0°	91 x 187 mm
Cutting capacity, 45° incline	38 x 141 mm
No-load speed	4300 rpm
Saws blade diameter	305 mm
Saws blade bore diameter	30 mm
Weight	20.5 kg
Carbon brush	2 610 021 312

Scope of supply

0 601 B21 1P1
Clamp
Dust bag
A multi-material saw blade
Carton box



HEAVY DUTY

User benefits :

- Innovative spacer fence provide highest cutting capacity
- Side bevel lock lever for quick and easy adjustments
- Powerful 1800w motor with brake provide highest cutting efficiency

Mitre saw

GCM 12 GDL

Professional

Unmatched cutting smoothness and durable precision



HEAVY DUTY



Technical data

Cutting capacity, 0°	103 x 341 mm
No-load speed	3800 rpm
Saws blade diameter	305 mm
Saws blade bore diameter	30 mm
Weight without cable	32.1 kg
Rated power input	2000 W
Carbon brush	2 610 021 311

Scope of supply

0 601 B23 670
Dust bag
Insert plate
Internal hexagon
1x Saw blade, Top Precision Best for Wood, 305 mm
Carton box

Combination saw

GTM 12 JL

Professional

Multi-talented tool with 100% precision



HEAVY DUTY



Technical data

Cutting capacity, 0°	95 x 150 mm
Cutting capacity, 45°	95 x 90 mm
No-load speed	3800 rpm
Saws blade diameter	305 mm
Saws blade bore diameter	30 mm
Weight without cable	21.0 kg
Rated power input	1800 W
Carbon brush	1 619 PA4 631

Scope of supply

0 601 B15 071
1x Circular saw blade, Optiline Wood, 305 mm
Push stick
Carton box

Table saw

GTS 10 J

Professional

Extremely compact and powerful



HEAVY DUTY



Technical data

Rated power input	1800 W
Table size	642 x 572 mm
No-load speed	3650 rpm
Saws blade diameter	254 mm
Saws blade bore diameter	30 mm
Height of cut	79 mm
Weight without cable	26.0 kg
Carbon brush	2 610 018 332

Scope of supply

0 601 B30 570
Angle guide
Dust extraction adapter
Parallel guide
Push stick
Saws blade 254 x 30 mm
Carton box

Work bench

GTA 2600

Professional

Unlimited flexibility – The new mobility concept for benchtop tools



Technical data

Length of work bench 2600 mm

Height of work bench 947 mm

The saw stand is intended exclusively for mounting the stationary Bosch mitre saws GCM and Combination saw GTM.

Scope of supply 0 601 B12 300

2x Attachment set

2x Locking knob of the attachment set

2x Workpiece support

2x Length stop

Carton box



Adapted accessories

Circular saw blades for mitre saws and table saws

eco Wood



Product properties										Ordering information		
Outer diameter mm	Bore size mm	Bore with reduction ring mm	Width of cut (b1) mm/ Base bl. thickness (b2) mm	Number of teeth	Tooth shape	Max. rotation speed (RPM)	Hook angle ° w1	Relief angle ° w2		Part number	Pack quantity	Minimum order quantity
254	30	25.4	3.0/2.0	60	ATB	6000	15	15		2 608 644 407	1	1

eco Aluminium




254	30	25.4	3.0/2.2	96	HLTCG	6000	7	13		2 608 644 412	1	1
305	30	25.4	3.0/2.2	80	HLTCG	5000	7	13		2 608 644 414	1	1

Adapted accessories

Circular saw blades for table saws

The precise blade of quality cuts in all types of wood.


Optiline
WOOD



Outer diameter inches	Outer diameter mm	Bore size mm	Bore with reduction ring mm	Width of cut (b1) mm / Base blade thickness (b2) mm	Number of teeth	Tooth shape	Cutting result	Part number	Pack quantity	Minimum order quantity
Product properties							Ordering information			
10	254	30	25	2.5/1.8	60	ATB	●●●●	2 608 640 908	1	1

Circular saw blades for mitre saws and table saws

• The perfect blade for powerful cuts with clean cut edges in all different kinds of materials.



MULTI
MATERIAL




Outer diameter inches	Outer diameter mm	Bore size mm	Bore with reduction ring mm	Width of cut (b1) mm / Base blade thickness (b2) mm	Number of teeth	Tooth shape	Max. rotation speed (RPM)	Cutting result	Part number	Pack quantity	Minimum order quantity
Product properties								Ordering information			
10	254	30	-	3.2 / 2.5	96	HLTCG	6000	●●●●	2 608 640 451	1	1
10	254	30	25	2.7 / 2.0	100	HLTCG	-	●●●●	2 608 642 202	1	1
12	305	30	-	3.2 / 2.5	80	HLTCG	5000	●●●	2 608 640 452	1	1
12	305	30	25/20	2.7 / 2.0	80	HLTCG	-	●●●	2 608 642 208	1	1
12	305	30	-	3.2 / 2.5	96	HLTCG	5000	●●●●	2 608 640 453	1	1
12	305	30	25/20	2.7 / 2.0	100	HLTCG	-	●●●●	2 608 642 209	1	1
12	305	30	25/20	2.7 / 2.0	120	HLTCG	-	●●●●	2 608 642 210	1	1
14	355	30	25/20	3.0 / 2.4	100	HLTCG	-	●●●●	2 608 642 213	1	1

Adapted accessories

Circular saw blades for mitre saws and table saws

- Long life and constantly high cut quality in all types of wood.

expert  Wood




Outer diameter Inches	Outer diameter mm	Bore size mm	Width of cut (b1) mm / Base bl. thickness (b2)	Number of teeth	Tooth shape	Max rotation speed (RPM)	Cutting result	Hook angle ° w 1	Relief angle ° w 2	Part number	Pack quantity	Minimum order quantity
Product properties										Ordering information		
11 13/16	300	30	3.2/2.2	48	ATB	6300	••	15	15	2 608 642 508	1	1

Circular saw blades for mitre saws and sliding mitre saws

- For excellent results in non-ferrous metals, aluminium, plastics, epoxy and wood.

expert  MultiMaterial



Outer diameter Inches	Outer diameter mm	Bore size mm	Width of cut (b1) mm / Base bl. thickness (b2)	Number of teeth	Tooth shape	Max rotation speed (RPM)	Cutting result	Hook angle ° w 1	Relief angle ° w 2	Part number	Pack quantity	Minimum order quantity
Product properties										Ordering information		
12	305	30	2.4/1.8	96	TCG	6200	••••	-5	15	2 608 642 529	1	1

Adapted accessories

Circular saw blades for mitre dry cutters

- Very long lifetime. For clean cuts through steel using mitre dry cutters.

expert **Steel**




Outer diameter Inches	Outer diameter mm	Bore size mm	Width of cut (b1) mm / Base bl. thickness (b2) mm	Number of teeth	Tooth shape	Max. rotation speed (RPM)	Cutting result	Hook angle ° w1	Relief angle ° w2	Part number	Pack quantity	Minimum order quantity
Product properties										Ordering information		
12	305	25.4	2.6/2.2	60	MTCG	1800	●●●●	0	12	2 608 643 060	1	1

Circular saw blades for mitre saws and sliding mitre saws

- For clean cuts in non-ferrous metals such as aluminium. Also suitable for cutting plastics and epoxy, raw chipboard, acoustic panels, lightweight building panels, abrasive panel materials laminated on one or two sides, and fibre materials DF and OSB boards. Microteq teeth for a long lifetime.
- Using the universal cutting oil 2 607 001 409 increases the lifetime several times over when cutting in metal, e.g. aluminium.

expert **Aluminium**



Outer diameter Inches	Outer diameter mm	Bore size mm	Width of cut (b1) mm / Base bl. thickness (b2) mm	Number of teeth	Tooth shape	Max. rotation speed (RPM)	Cutting result	Hook angle ° w1	Relief angle ° w2	Part number	Pack quantity	Minimum order quantity
Product properties										Ordering information		
12	305	30	2.8/2.0	96	HLTCG	6200	●●●●	-5	15	2 608 644 115	1	1



BOSCH
MultiMaterial

BOSCH
Ø 250 x 24 / 1.8 x 30 mm
15 171 kW
n max 7000 min⁻¹
2 608 6A2 494
3 108
Made in Italy
©

Heat gun

■ GHG 500-2

Professional

The Heat gun with the greatest ease of use



Technical data

Rated power input	1600 W
Weight	0.8 kg
Working temperature	300 - 500 °C
Airflow	240 - 450 l/min
Control, airflow	2-stage

Scope of supply 0 601 94A 044

Carton box

Heat gun

■ GHG 660 LCD

Professional

The Heat gun for advanced applications



HEAVY DUTY



Technical data

Rated power input	2300 W
Working temperature	50 - 660 °C
Weight	1.0 kg
Airflow	250 - 500 l/min
Control, airflow	Continuously variable

Scope of supply 0 601 944 742

Carrying case

Glass protection nozzle 75mm

Surface nozzle 50mm

Blower

■ GBL 800 E

Professional

The handy tool for blowing and dust extraction



HEAVY DUTY



Technical data

Rated power input	820 W
No-load speed	16000 rpm
Weight without cable	1.8 kg
Volumetric flow rate	4.5 m³/min
Carbon brush	1 604 321 129

Scope of supply 0 601 980 4P0

Nozzle

Dust bag

Carton box

Wet & dry vacuum cleaner

■ GAS 15

Professional

The Hazard-free wet & dry Vacuum cleaner



Technical data

Rated power input	1100 W
Weight	6.0 kg
Container volume, gross	15l
Max. volume flow rate (turbine)	53 l/sec
Container volume, net	10 l
Container volume, net, water	8.0 l
Max. vacuum pressure (turbine)	270.0 mbar

Scope of supply 0 601 9E5 100/0K0

Crevice nozzle

Carton box

3m anti-static hose

Elbow

Tubes (2 pcs)

Plastic Bags

Floor nozzle set

Wet & dry vacuum cleaner

■ GAS 35 L SFC+

Professional

The mobile wet/dry dust extractor with most convenient semi-automatic filter cleaning



HEAVY DUTY



Technical data

Rated power input	1200 W
Weight	11.6 kg
Container volume, gross	35 l
Container volume, net	23 l
Container volume, net, water	19.2 l
Dust class of wet/dry extractor	L
Dust class of main filter	M
ax. volume flow rate (turbine)	74 l/sec
Max. vacuum pressure (turbine)	254.0 mbar

Scope of supply 0 601 9C3 060

1 x cellulose flat-pleated filter

3 m hose, 35 mm diameter

3 x 0.35 m chrome-plated suction tube, 35 mm diameter

Crevice nozzle

Disposal bag

Elbow

Floor nozzle set

SFC+ module

Carton box



Adapted accessories

Paper filter bags for vacuum cleaners

• Suitable for PAS 11-21; PAS 12-27; PAS 12-27 F



Part number	Pack quantity	Minimum order quantity
Ordering information		
2 605 411 150	1	1

High pressure washer

Bosch high-pressure washers have been developed with the aim of removing stubborn dirt under tough working conditions. Efficient cleaning results are achieved using high flow rates and high pressure.

05



High-pressure washer

■ GHP 5-65

Professional

Powerful and versatile: A compact, mobile and powerful high-pressure washer



Technical data

Max. pressure	160 bar
Rated power	2.400 W
Operating pressure	130 bar
Max. inlet temperature	50 °C
Cable length	5 m
Material (hose)	Reinforced rubber hose
Weight (without accessories)	20 kg
Rated flow rate	485 l/h
Max. flow rate	520 l/h
Pump system	Wobble plate
Pistons	Steel coated
Motor type	Induction

Scope of supply

0 600 910 570
Bosch gun
Adjustable 3-in-1 lance
Turbo/Roto lance
Carton box

High-pressure washer

■ GHP 5-75

Professional

Powerful and versatile: Compact, durable high-pressure washer with brass pump and practical hose reel



Technical data

Max. pressure	185 bar
Rated power	2.600 W
Operating pressure	140 bar
Max. inlet temperature	50 °C
Cable length	5 m
Material (hose)	Reinforced rubber hose
Weight (without accessories)	23 kg
Rated flow rate	560 l/h
Max. flow rate	570 l/h
Pump system	Wobble plate
Pistons	Steel coated
Motor type	Induction

Scope of supply

0 600 910 770
Adjustable 3-in-1 lance
Bosch gun
Turbo/Roto lance
Carton box

High-pressure washer

■ GHP 8-15 XD

Professional

Tough and extremely robust, tackles really dirty jobs



Technical data

Max. pressure	160 bar
Rated power	4.000 W
Operating pressure	150 bar
Max. inlet temperature	50 °C
Cable length	5 m
Hose length	15 m
Material (hose)	Rubber with steel jacket
Weight (without accessories)	41 kg
Max. flow rate	800 l/h
Pump system	Wobble plate
Pistons	Ceramic-coated
Motor type	Induction
Three-phase current	400 V, 3 phases

Scope of supply

0 600 910 300
Bosch gun
Adjustable 3-in-1 lance
Carton box





Combos

Bosch offers kit solutions that are coupled with value for money for small and medium size enterprises. These kits combine the power of the Bosch Impact drill GSB 550 with selected tools and assorted accessories that would provide a one-stop solution for your multiple applications.

05



Combo-kit

BOSCH STARTER KIT

GSB 1300 + GWS 6700+Toolbag

Professional

Affordable Starter Kit for every tradesman

Technical data GSB 1300	
Rated power input	550 W
No-load speed	0 - 2700 rpm
Weight	1.8 kg
Chuck capacity, min./max.	1.5 - 13 mm
Technical data GWS 6700	
Rated power input	670 W
No-load speed	12000 rpm
Grinding spindle thread	M 14
Disc diameter	115 mm
Switch type	Slide side switch
Scope of supply	
	1x Impact drill GSB 1300
	1x Angle grinder GWS 6700
	1x Toolbag



Combo-kit

ELECTRICIAN KIT

GSB 550 + 80 ACCESSORIES

Professional

Tailormade for Electrician's needs

Technical data	
Rated power input	550 W
No-load speed	0 - 2700 rpm
Weight	1.8 kg
Chuck capacity, min./max.	1.5 - 13 mm
Impact rate at no-load speed	0 - 41600 bpm
Drilling range	
Drilling diameter in wood	25 mm
Drilling diameter in steel	10 mm
Drilling diameter in masonry	13 mm
Scope of supply	
	0 601 1A1 5L2
	5 Masonry drill bits
	4 Wood drill bits
	30 Screws
	30 Wall plugs
	4 Screw drivers
	Multimeter, Tester
	Insulation tape, Cutter
	Hammer, Pliers/Wire cutter
	Carrying case



FREEDOM KIT

GSB 550 + 90 ACCESSORIES

Professional

Work everywhere without limit

Technical data

Rated power input	550 W
No-load speed	0 - 2700 rpm
Weight	1.8 kg
Chuck capacity, min./max.	1.5 - 13 mm
Impact rate at no-load speed	0 - 41600 bpm

Drilling range

Drilling diameter in wood	25 mm
Drilling diameter in steel	10 mm
Drilling diameter in masonry	13 mm

Scope of supply

0 601 1A1 5L1
1x Impact drill GSB 550
Fisherman box
4 Masonry drill bits
4 Wood drill bits
2 PH2 screw bits
40 Screws
40 Wall plugs

Launch: June 2018





The background of the page is a photograph of a weathered, grey metal plate. It has a prominent circular hole in the upper left quadrant. A teal-colored rectangular overlay covers the middle portion of the image, serving as a background for the section header. The text '02 Measuring tools' is written in white, bold, sans-serif font on this teal background. The bottom portion of the image shows a person's hand on the left side, partially visible.

02 Measuring tools

Measuring

Bosch also manages to set new standards time and again in measuring technology. The Expanded product range of measuring instruments combines precision with easy handling - for measuring, detecting and levelling.

The new GLM 50 C Professional is an example of just how much your day-to-day work is made easier.

Thanks to its integrated interface, this new laser measures for the first time enables quick and easy data transfer from the measuring instrument directly to a smartphone, tablet or PC to provide access to the digital world.

01



Range and functionality

Bosch offers a range of different laser measures for all applications. From the laser measures with the longest range on the market, the GLM 250 VF Professional, through to the compact entry-level instrument.

						250 m		
±1.5 mm	±1.5 mm	±1.5 mm	±1.5 mm	±1.5 mm	±1 mm	±	Measuring accuracy	
10	30	30	20 + 1	50 + 1	30		Memory + Constante	
•	•	•	•	•	•		Distance, area and volume measurement	
•	•	•	•	•	•		Continuous measurement	
•	•	•	•	•	•	+/-	Addition / subtraction	
—	—	—	•	•	•		Corner measuring pin	
—	—	•	•	•	•		Wall area measurement	
—	—	•	•	•	•		Timer function	
—	—	•	•	•	•	min/max	Minimum / Maximum function	
—	—	•	•	•	—		Incline measurement	
—	•	•	•	•	—		Single indirect height measurement	100 m
•	—	•	•	•	•		Double indirect height measurement	80 m
—	—	•	•	•	•		Double indirect height measurement	
—	—	•	—	—	•		Stake-out function	50 m
—	—	—	—	—	•		Trapezium measurement	50 m
—	—	—	—	—	•		Integrated viewfinder	40 m
—	—	•	—	•	—		Bluetooth® connection	
—	—	—	—	•	—		USB connection	
GLM 40 Professional	GLM 50 Professional	GLM 50C Professional	GLM 80 Professional	GLM 100 C Professional	GLM 250 VF Professional			

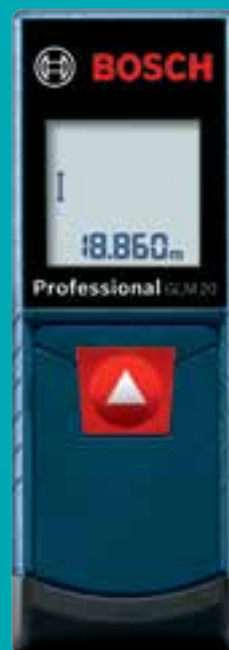
GLM 20

Professional

Distance measurement – easy, compact,
for professionals

Technical data

Units of measurement	m/cm, ft/inches
Measurement range	0.15 – 20.00 m
Measuring Accuracy	+/- 3 mm
Scope of supply	0 601 072 EG0
	Manufacturer's certificate



User benefits :

- One button for everything – intuitive and easy measuring
- Compact – easily fits into any pocket

Laser Measure

GLM 40

Professional

All relevant functions in a compact
design



Technical data

Units of measurement	m/cm, ft/inches
Measurement range	0.15 – 40.00
Measuring Accuracy	+/- 1.5 mm
Dust & Splash Protection	IP54
Weight	0.07 kg

Scope of supply 0 601 072 900

2 x 1.5 V LR03 (AAA)
Batteries & chargers
Manufacturer's
certificate
Protective bag

Laser Measure

GLM 50

Professional

The easy solution for precise
distance measurement



Technical data

Units of measurement	mm/m
Measurement range	0.05 – 50.00
Measuring Accuracy	+/- 1.5 mm
Dust & Splash Protection	IP54
Weight	0.1 kg

Scope of supply 0 601 072 200

2 x 1.5 V LR03
(AAA) Batteries &
chargers
Manufacturer's
certificate
Protective bag

GLM 50 C

Professional

The smart solution for measuring and documenting

Technical data	
Units of measurement	m/cm. ft/Inches
Measurement range	0.05 – 50.00
Measuring Accuracy	+/- 1.5 mm
Dust & Splash Protection	IP54
Scope of supply	0 601 072 C00
	Manufacturer's certificate
	Protective bag



User benefits :

- Easy to operate due to intuitive keypad
- Large, illuminated display for the best readability
- Robust IP54 design for tough jobsite conditions



Laser Measure

GLM 80

Professional

The high-tech solution for convenient measurement



Technical data

Units of measurement	m/cm/mm
Measurement range	0.05 – 80.00
Measuring Accuracy	+/- 1.5 mm
Dust & Splash Protection	IP54

Scope of supply	0 601 072 370
	Charger (2 609 120 420)
	Manufacturer's certificate
	Protective bag

Laser Measure

GLM 100 C

Professional

Direct digital transfer of measuring results



Technical data

Units of measurement	mm/m
Measurement range	0.05 – 100.00
Measuring Accuracy	+/- 1.5 mm
Dust & Splash Protection	IP54

Scope of supply	0 601 072 770
	Charger (2 609 120 421)
	Micro USB cable
	Protective bag

Laser Measure

GLM 250 VF + BT 150

Professional

The Laser measure with the longest range



Technical data

Units of measurement	m/cm/mm
Measurement range	0.05 – 250.00
Measuring Accuracy	+/- 1 mm
Dust & Splash Protection	IP54

Technical data	
Work height	140 – 350 cm
Weight, approx.	2.5 kg
Sections	3
Work Height	55-157 cm
Weight, approx	1.3 Kg

Scope of supply	0 615 994 025
	4 x 1.5 V (AA) Batteries & chargers
	BT 150 Professional building tripod (0 601 096 B00)
	Carrying strap
	Protective bag



Measuring Wheel

■ GWM 32 PROF

Professional

The lightweight, handy measuring wheel



Technical data


Max. measured value	9999.9 m
Wheel diameter (circumference)	318.5 mm (1 m)
Handle	Telescopic
Material	Aluminium
Scope of supply	0 601 074 000
	Protective case

Digital Inclinometer

■ GIM 60

Professional

Precise digital inclinometer



Technical data

Leg length	60 cm
Measurement range	0 – 360° (4 x 90°)
Electronics measurement accuracy 0°/90°	± 0.05°
Electronics measurement accuracy at 1°-89°	+/- 0.1°
Units of measurement	- °, %, mm/m
Tripod thread	1/4"
Scope of supply	0 601 076 700
	Protective bag
	4x1.2V (AA) Batteries & chargers

Digital Inclinometer

■ GIM 120

Professional

Longer for maximum precision



Technical data

Leg length	120 cm
Measurement range	0 – 360° (4 x 90°)
Electronics measurement accuracy 0°/90°	± 0.05°
Electronics measurement accuracy at 1°-89°	+/- 0.1°
Units of measurement	- °, %, mm/m
Scope of supply	0 601 076 800
	4 x 1.5 V (AA) Batteries & chargers
	Protective bag

Angle Measurer

■ GAM 220 MF

Professional

Precise and easy angle measurement



Technical data

Leg Length	40 cm
Power supply	4 x 1.5 V R6 (AAA)
Accuracy of angle calculation	± 0.1°
Measurement Range	0° -220°
Scope of supply	0 601 076 600
	4 x 1.5 V LR6 (AA)



Leveling

Level and align with precision using Bosch Line & point lasers. These lasers offer simple setup and easy operation to project laser reference lines with accuracy. Quickly establish level, alignment, plumb and set right angles of various reference points. Highly visible laser lines and automatic self-leveling ensure proper layout and increased productivity on the jobsite.

02



Line Laser

GLL 2

Professional

The compact cross line laser for professionals



Technical data	
Accuracy	- ± 0.3 mm/m
Dust and splash protection	IP 54
Laser Class	2
Working Range	10 m
Laser Diode	635nm, <1mw
Scope of supply	0 601 063 A01
	Batteries & chargers 3 x 1.5 V (AA)
	Multi-function mount (1 600 A00 0J3)
	Protective pouch

Line Laser

GLL 2-20

Professional

The ideal 360° line laser for indoor use



Technical data	
Laser diode	635 nm, < 1 mW
Accuracy	- ± 0.4 mm/m
Laser class	2
Working range	up to 20 m
Scope of supply	0 601 063 J00
	4 x 1.5 V (AA) Batteries & chargers
	BM 3 wall mount
	Carrying case
	Laser target plate

Line Laser

GCL 2-50 C +RM 2

Professional

Smart functions for maximum productivity



Technical data	
Height	11.3 mm
Length	15 mm
Technical data	
Laser class	2
Working range	20 m
Working range with receiver	50 m
Accuracy	- ± 0.3 mm/m
Dust and splash protection	IP 54
Laser Diode	635-650 nm
Scope of supply	0 601 066 G71
	4 x 1.5 V LR6 (AA)
	1/4"
	0.6 kg
	136 x 55 x 122 mm
	Red
	2 lines / 2 points
	± 0.7 mm/m

Line Laser

GLL 3-15 X

Professional

For easy decorative interior fitting applications



Technical data	
Accuracy	- ± 0.2 mm/m
Self-levelling range	± 3°
Dust and splash protection	IP 54
Projection	3 lines + 1 plumb point
Laser Diode	635 nm, < 1mw
Working Range (Diameter)	15 m
Laser Class	2
Scope of supply	0 601 063 M00
	4x1.5V(AA) Batteries & chargers
	Tripod Adapter
	Protective bag

Line Laser

GLL 5- 50X

Professional

For easy decorative interior fitting applications



Technical data	
Laser class	2
Working range	15 m
Working range with receiver	50 m
Accuracy	± 0.2 mm/m
Working range of laser points, max.	5 m (bottom)
Self-levelling range	± 3°
Levelling time	4 s
Dust and splash protection	IP 54
Scope of supply	0 601 063 N00
	4 x 1.5 V LR6 (AA)
	24 h
	5/8"
	0.72 kg
	112 x 83 x 129 mm
	red

Rotation lasers

GRL 300 HV SET

Professional

Easy handling with horizontal and vertical self-levelling



Technical data	
Accuracy	- ± 0.1 mm/m
Dust and splash protection	IP 54
Laser Diode	635 nm, < 1mw
Laser Class	3 R
Working Range	60 m
Working Range with Receiver	300m (Diameter)
Scope of supply	0 601 061 501
	Laser Receiver LR 1 Professional


GLL 3-80

Professional

The compact Multi Line & point lasers for all indoor applications

Technical data

Accuracy	- ± 0.2 mm/m
Dust and splash protection	IP 54
Projection	3 x 360° line
Working Range	30 m
Working Range with Receiver	5-120m
Laser Class	2
Scope of supply	0 601 063 S00

**User benefits :**

- One horizontal and 2 vertical 360° lines enable many new applications for simultaneous marking, alignment and levelling indoors
- Self-levelling (4° in 4 sec), very precise (± 0.2 mm/m) and range of up to 120 m with receiver
- Compact, easy-to-handle and extremely robust (IP54)











Accessories specification at a glance


	Building tripods	Work height	Tripod thread	Weight	Suitable for	Part number
	Laser Viewing Glasses				GRL 300 HV; GRL 400 H; GRL 500 H/ HV Professional; all Laser measures	1 608 M00 05B
	Telescopic Pole	140 – 350 cm		2.5 kg	GPL 3, GPL 5, GCL 25, GLL 2-15, GLL 2-50, GLL 2-80 P, GLL 3-50, GLL 3-80 P Professional	0 601 015 B00

Accessories specification at a glance

	Building tripods	Work height	Tripod thread	Weight	Suitable for	Part number
	Building Tripod BT 150	52-147 cm	1/4"	1.3 Kg	GCL 25; GPL 5; GPL 3; GLL 2-15; GLL 3-50; GLL 3-80 P; GLL 2-80 P; GLL 2-50; GLM 50; GLM 80; GLM 100 C; GLM 150; GLM 250 VF Professional	0 601 096 B00
	Building Tripod BT 160	97-160 cm	5/8"	4.1 Kg	GPL 5; GPL 3; GLL 2-15; GLL 3-50; GLL 3-80 P; GLL 2-80 P; GRL 400 H; GRL 300 HVG; GRL 300 HV; BL 200 GC; GOL 20 G/D; GOL 26 G/D GOL 32D; Professional With adapter : GLL 2-50; GLM 50; GLM 80; GLM 100 C; GLM 150; GLM 250 VF Professional	0 601 091 200

	Laser receiver	Range	Measuring accuracy	Power supply	IP protection Class	Weight	Suitable for	Part number
	Laser Receivers LR 2 Professional	5 – 50 m	± 1 mm/ ± 3 mm	1x9 V 6LR61 Block	IP 54	0.27 Kg	GLL 3-50 ; GLL 3-80 P ; GLL 2-80 P ; GLL 2-50 Professional	0 601 069 100
	Laser Receivers LR 1 professional	0 – 200 m	± 1 mm/ ± 3 mm	1x9 V 6LR61 Block	IP 65	0.25 Kg	GRL 400H ; GRL 300 HV; BL 200 GO Professional	0 601 015 400
	Laser Receivers LR 6 professional	5 – 50 m	± 1 mm/ ± 3 mm	2 x 1.5 V LR03 (AAA)	IP 54	120 g	GLL 5-50X Professional	0 601 069 H00

	Rods/Staves	Work height/ Dimensions	Sections	Weight	Suitable for	Part number
	GR 500 Professional levelling staff	Up to 5m	5	1.98 kg	GRL 400 H; GRL 300 HV; GRL 300 HVG; BL 200 GC; GOL 20 G/D; GOL 26 G/D Professional	0 601 094 300

	Mounts/ Incline wedge/ Others	User Benefits	Weight	Suitable for	Part number
	Universal Mount BM1 Professional	- Versatile fixing of the mount - Height adjustment with locking device for safe and precise alignment	0.5 kg	GPL 5 ; GPL 3 ; GLL 2-80 P ; GLL3-80 P Professional Ideal also in combination with the BT 350 Professional telescopic pole	0 601 015 A01

Optical Level

The optical levels from Bosch excel due to their high precision and great reliability. The tried-and-tested tripods make levelling easier and are easily, very precisely and reliably set, which makes them perfect for use in tough conditions on the jobsite.

03



GOL 32 D + BT 160 + GR 500

Professional

Robust and reliable – ideal for outdoor use

Technical data	
Accuracy	1 mm at 30 m
Working range	120 m
Dust and splash protection	IP 54
Unit of measure	360 degrees
Magnification	32x
Scope of supply	0 601 068 502
	Adjusting pin

Positioning BT 160	Versatile aluminium tripod
User benefit	Quick locking
	Easy transport due to shoulder strap
	High stability on any floor
Positioning GR 500	For all measurements of floor heights
User benefit	Robust, high-quality aluminium profile
	Extendible up to 5 m
	For use even under extreme conditions



User benefits :

- Ideal for outdoor use due to a robust housing with dust and splash protection (IP54)
- Fast aperture for a sharp image of the target
- Compensator lock for safe transport



BOSCH

GOL 32 D

Professional

Detectors

Bosch wall and floor scanners make it easy to know what you're up against before starting a job. Accurately detect wood, metal and live wiring (up to 6" in cured concrete).

An informative graphical display and automatic calibration ensure quick and accurate Detectors before drilling or cutting.

04



Detector

■ GMS 120

Professional

The most reliable multi-detector in its class



Technical data

Detectable materials	Ferrous metals, non-ferrous metals, wooden studs, live cables
Max. detection depth	120 mm
Detection depth, steel, max	120 mm
Detection depth, copper, max	80 mm
Detection depth of live cables, max	50 mm
Detection depth of wooden substructures, max	38 mm
Scope of supply	0 601 081 000
	Hand strap

Detector

■ D-TECT 150 Wallscanner

Professional

The specialist for finding objects in difficult conditions



Technical data

Detectable Materials	Metal, AC, Wood, Plastic
Max measuring depth	15 cm
Dust & Splash protection	IP 54
Scope of supply	0 601 010 005
	4 x 1.5 V LR6 (AA)
	Protective bag
	Quick-start card

Inspection camera

■ GIC 120

Professional

The compact tool for quick and easy inspection



Technical data

Display size	2.7 "
Display resolution	320 x 240 px
Diameter of camera head	8.5 mm
Length of camera cable	120 cm
Scope of supply	0 601 241 100
	4 x 1.5 V LR6 (AA)
	4GB MicroSD card
	AA1 alkaline battery adapter (1 608 M00 C1B)
	GIC camera cable, 8.5 mm diameter, 120 cm long
	Hook, magnet, mirror

Thermo Detector

■ GIS 1000 C

Professional

Accurate measurement and easy recording of temperature and moisture levels



Technical data

Measurement range	40 °C ... +1000 °C
Measuring accuracy of IR	±1.0 °C
Resolution	0.1 °C
Measuring accuracy of relative humidity	± 2 %
Working range	0.1 – 5 m
Scope of supply	0 601 083 370
	4 x 1.5 V LR6 (AA)
	AA1 alkaline battery adapter (1 608 M00 C1B)
	Carton (L-BOXX-ready)
	Quick-start card



Bosch repair service

Ensuring everything runs smoothly

To work effectively, it is vital to be able to rely on your tools. Bosch Service for Professionals does everything possible to make sure you can.

In Safe Hands

Our qualified technicians repair and service your tools quickly and reliably to ensure they are always ready to deliver their best performance.

All repair work is guaranteed for 1 month.

Your repair advantages

- ▶ Repaired exclusively by qualified experts
- ▶ Comprehensive mechanical, electrical and safety checks are carried out
- ▶ Parts subject to wear are checked, lubricated and replaced if required
- ▶ Tools are cleaned inside
- ▶ 1 month warranty on all replaced parts
- ▶ Free labour and spare parts replacement during warranty period



Bosch calibration service

For extremely high levels of precision in your measuring tools

Anyone who uses construction laser and levels has to be sure that they function reliably and that they meet the required standards. For this reason, we recommend an annual inspection of your instruments by the Bosch calibration service, which is fast, precise and reliable.



Our service centre with its highly qualified personnel and quick lead times is available to you via your dealer. The calibrations meet the requirements of ISO 9000 (Control of inspection, measuring and test equipment). You will receive a certificate including documentation of all measured values.

- ▶ Instrument is cleaned
- ▶ Measuring accuracy is inspected
- ▶ If necessary : Instrument is adjusted
- ▶ Calibration certificate
- ▶ Instrument is returned within five working days

We will inspect and adjust other product groups individually on a time and material basis. We will provide more detailed information about this on request.

Services any eventuality

Our service is, of course, also there for you if your instrument has a technical defect or it has been damaged in a fall.

Ask your dealer to help you process the repair.



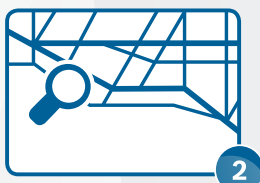
If deviations from the standard values are discovered during inspection, the instrument will be precisely adjusted.

Bosch Tool Box App



Building documentation

Easily and efficiently document your projects – directly on the jobsite. Create projects for your customer orders and record the progress with reports.



Dealer locator

Find the right local dealer by GPS at any time.

Also

+ Bosch Professional product catalogue




Torch

Turn your smartphone into an LED torch, providing bright light for tradespeople and other professionals on unlit jobsites.



Unit converter

Easy to operate, quick conversion of over 50 units of measure that are relevant for tradespeople and other professionals, such as distances, weights and volumes.



Measurement camera

Simply take a photo of the jobsite, enter the measured distances and angles directly into the photo, make notes on important details and send the photo by e-mail. Measurements made easy.



Report sheet

Quickly and easily document your journey, work done and material used – directly on the customer's premises. Use the export function for quickly sending report sheets as PDF files to accounting and customer.

Legend



Best work results with speed pre-selection
for applications requiring material-specific speed



Convenient adjustment of the chisel position
enabling you to adapt it to each work situation



Forward / reverse rotation
for inserting and removing screws



Comfortable working
thanks to low vibration by adding rubber mounting/foam padding to the handles



SDS-plus toolholder
Optimum power transfer. For Rotary hammers in the 2 – 4kg class



Optimal power transmission
for large hammers



Metal chuck 1.0 - 13.0 mm



Long lifetime of the tool
as the tool shuts off in case of an extreme overload situation



Protection of the user and the machine in case of overload or binding
No abrupt blockage of the tool by unlatching clutch dogs and minimizing torque



Bosch SDS System
Fast, tool-free changing of application tools



No self-discharge, no memory effect
and a higher energy density thanks to Li-Ion battery technology



Construction
The professional power tools for construction from Bosch



Woodworking
The professional power tools for woodworking from Bosch



Prevents autonomous restart of the tool
after power blackout. Only through new, conscious activation will the tool be ready to use



Test winner
in average drilling speed – ascertained by the independent SLG testing and certification institute



Best work results with constant speed
thanks to electronic regulation of speed - even under load



Long lifetime of the tool
as the tool shuts off in case of an extreme overload situation



Suitable for stainless steel



Direct cooling
For high overload capability and a long service life



Soft start
as the load and torque of the motor are temporarily reduced during start-up



Click & Clean System – 3 great benefits

A clear view of the work surface: You work more precisely and faster Harmful dust is extracted immediately: Protects your health Less dust: Longer lifetime of tool and Accessories



Dust extraction

directly into the integral dust bag on the tool and/or using an all-purpose dust extractor



Comfortable handling

of the tool thanks to softgrip



Convenient change of Accessories

Keyless chuck opens and closes easily



Longer motor life - more runtime - more power thanks to brushless motor



Easy and precise control of the RPM

thanks to variable speed



Stirring mechanism Ø 140 mm



Optimal protection of the cells

against excessive heat due to special, heat conductive housing



Auxiliary handle



Disc diameter 125 mm



Illuminating of the work area

with bright LED light



Battery 100% compatible with all tools within its voltage class

Choose the XL battery for longest runtime or the compact battery for best handling



Metalworking

The professional power tools for metalworking from Bosch.



Optimized torque for screwdriving and speed for drilling

thanks to 2-speed planetary gearbox



Turbo Power

More power for faster working.



Prevents autonomous restart of the tool

after power blackout. Only through new, conscious activation will the tool be ready to use



Case

Robust standard case



Outstanding user protection

thanks to the anti-rotation protective guard - stands firm, even if the disc breaks

Leadership in Technology Puts Health and Safety first.

Some simple Bosch Guidelines

Power tools are indispensable for professionals. They are favoured as they help users to save time and they also make the job easier. However, they need to be handled carefully, otherwise they can lead to injury. Accidents usually occur due to negligence, boredom, and overconfidence.

By keeping the following safety tips in mind, it is possible to work effectively and safely with power tools.

1. Eye protection:

Safety glasses prevent dust, debris, wood shaving and other substances from getting into the eyes, they are one of the most basic safety equipment.

2. Ear protection:

Earplugs should be worn when using power tools, especially in a closed environment to minimise the damage to the ears.

3. Knowing the right tools for the job:

Knowing the right tools for the job can help avoid injury to oneself or damage to the materials. Always read the instruction manuals provided with the equipment thoroughly and get familiar with the recommended safety precautions.

4. Correct use of power tools:

Tools should never be carried by their cords and should be disconnected when not in use; while handling a tool connected to a power source, fingers should be kept away from the on/off switch.

5. Wear the right clothes:

Long hair should be tied up and loose clothing avoided. Clothing should cover the entire body and heavy gloves worn in order to avoid injury caused by sharp implements or splinters. Masks should be worn to prevent inhalation of harmful minute particles of the material that is being worked on and steel-toed work boots and hard hats can help prevent injury to the feet and head.

6. Regular tool inspection:

Power tools should never be used in wet conditions and should be checked regularly for exposed wiring, damaged plugs and loose plug pins. Damaged cords should always be replaced and tools that are damaged or those that sound or feel different when used should be checked and repaired.

7. Clean work area:

Accumulated dust particles can ignite with a spark and flammable liquids should be kept covered and away from the work area. An uncluttered work area makes it easier to manoeuvre the power tool and can help avoid accidents.

8. Extra precautions:

Use a quick-release clamp when using miter saws and a wood push-through when using table saws. Extra care should be taken while using nail guns or power belt sanders.

9. Correct storage:

Power tools should always be stored away after use to prevent them from being used by unauthorized or unqualified personnel.

10. Lighting:

It is important to use proper lighting while working with power tools, particularly when working in a basement or garage where lighting may not be sufficient.



Cutting-edge technologies from a global provider

When you choose Bosch as a supplier of products and solutions your projects, you can be assured of cutting-edge technologies from a global provider. True to our company slogan “Invented for life,” our products and solutions are designed with our customers in mind. As a leading global supplier of technology and services, Bosch understands that professionals need to be able to rely on their industry partners for technical expertise and innovative thinking.

A leading global supplier of technology and solutions

Bosch provides a comprehensive range of products and solutions for almost all industries and around the world. Whether the project requires energy-efficient heating and hot-water systems from respected brands, innovative and intuitive CCTV systems, or the hard-wearing power tools needed for professional installation, Bosch has a choice of products that are commonplace across construction sites today.

Under the brand name Rexroth, one of the world’s leading specialists in the field of drive and control technology, Bosch supplies industrial solutions for driving, controlling, and moving machinery and equipment designed especially for any specific industry.

Professional power tools

Engineered for excellence — Bosch professional power tools meet the highest standards in speed, precision, and robustness for consistent, professional work results. Bosch has a long history of making high-quality accessories for a wide range of applications. So whatever the job, you can rely on Bosch original accessories.

As one of the world’s leading manufacturers of power tools and accessories, Bosch offers professional tradespeople practically every tool they could ever need, from state-of-the-art lithium-ion cordless (battery-powered) to class-leading corded (mains powered) products

Drive and control technology

Bosch Rexroth is one of the world’s leading specialists in the field of drive and control technology, providing top performance in all areas of this wide field.

After all, ours is the only company in the market that offers a complete range of hydraulic, pneumatic, electronic, and mechanical solutions. Bosch Rexroth develops, produces, and sells components and systems in more than 80 countries.

These strengths make us the ideal partners for movable architectural structures. Supplying perfect technology is not enough for us, however. We also offer comprehensive services such as advisory services, concept development, training, and maintenance, which we tailor to your specific project.

Security systems

For security and safety, as well as for communications products, solutions, and services, Bosch Security Systems is the perfect partner. The Security Systems division has the capacity to offer integrated systems tailored to the specific requirements of each application.

Maximize security from the start — Bosch access control systems guarantee reliable access management both indoors and outdoors and permit easy integration of third-party equipment. All this can be combined with video surveillance to boost security in critical situations.

Contain fires and facilitate evacuations — Fires constitute a major threat. To protect lives and property at mining facilities, it is vital to quickly detect, locate, verify, and contain fire events. Bosch fire panels and detectors are ideal for this. But they can also do much more. They apply multiple intelligent criteria to ensure early, reliable Detectors, with high immunity to false alarms and fast responses.

Thermotechnology

The planning and provision of heating and hot-water solutions for sites presents particular challenges to all involved. We at Bosch Thermotechnology are ideally prepared for such demanding tasks.

All our projects are planned from start to finish using an integrated, systematic approach — an excellent way to guarantee that the heating and hot-water systems will be energy-efficient and effective when they are completed.

Thanks to our modular and extremely comprehensive product portfolio, we can find the optimum solution to meet the precise requirements of any specific operation.

Automotive aftermarket

The Bosch Automotive Aftermarket division is one of the world's leading aftermarket and workshop suppliers. It offers a complete range of diagnostics and workshop equipment as well as an extensive portfolio of components — from new and exchange parts to repair solutions — for passenger cars, commercial vehicles, construction equipment, and special-purpose vehicles.

More than 15,000 associates in 140 countries, as well as a global logistics network, ensure that some 450,000 different spare parts reach customers quickly and on time. Its comprehensive range of services includes the reliable maintenance and repair of all types of systems and components, and even entire vehicles

Packaging technology

Bosch Packaging Technology offers the most comprehensive portfolio of process technology and packaging solutions for the confectionery and dry or liquid food industries. We provide customers with scalable solutions, from entry-level to the most advanced and innovative high-end technologies available. Bosch Packaging Technology strives to serve its customers as a single-source supplier of complete solutions for primary and secondary packaging, including the integration of third party equipment.

We provide Aftermarket Services with portfolio ranges from standard services to complete service packages, tailored to your specific needs. With our Modernization, Spare Parts or Field Service, we assist you in achieving maximum output and minimum downtime.

BSH

41 production sites in Europe, the USA, Latin America and Asia, and a strong network of nearly 80 sales, production, and service companies in around 50 countries are a strong foundation for BSH's customer-oriented business model.

At the end of 2016, BSH had a worldwide workforce of about 58,300 employees (including trainees). This is an increase of 1,800 employees. The interplay of four Global Brands, eight Local Heroes, and two Label Brands guarantees a broad presence in a wide range of price segments and regions – making BSH the world's number two in the appliance sector.

Email – sales.eastafrica@bosch.com

INDEX

Professional Power tools:

Bosch Go

10

|GA:

GAS 18 V-1

19

GAL 1230 CV

21

GAL 1880 CV

22

GAX 18 V-30

22

GAS 15

119

GAS 35 L SFC+

119

|GB:

GBH 18 V-26 F

16

GBH 2-24 DRE+ACC

18

GBL 800 E

19

GBA 14,4 V 1.5 Ah

22

GBA 18 V 1.5 Ah

22

GBA 18 V 3.0 Ah

22

GBA 12 V 2.0 Ah

22

GBA 18 V 5.0 Ah

23

GBA 18 V 4.0 Ah

23

GBM 1600 RE

38

GBM 1000

38

GBM 32-4

39

GBH 180-LI

46

GBH 2-24 DFR

46

GBH 2000

46

GBH 180-LI

47

GBH 2-28 F

48

GBH 4-32 DFR

48

GBH 5-40 D

51

GBH 8-45 DV

54

GBH 12-52 DV

54

GBS 75 AE

69

GBG 35-15

78

GBG 60-20 V

78

GBM 1600 RE

100

GBL 18 V-120

119

|GC:

GCR 180

58

GCR 350

58

GCO 240

84

GCD 12 JL

84

GCM 10 MX

113

GCM 12 MX

113

GCM 12 GDL

113

|GD:

GDR 120-LI

15

GDS 250-LI

16

GDX 180-LI

16

GDX 18V -EC

17

GDS 18 V-LI HT

19

GDB 180 WE

58

GDB 350 WE

58

GDS 18 E

60

GDS 24

60

GDS 30

60

GDM 13-34

80

|GE:

GEX 125-1 AE

99

GEX 125-150 AVE

99

|GG:

GGG 5000 L

83

GGG 28 LC

83

|GH:

GHO 6500

108

GHO 26-82 D

108

GHG 500-2

119

GHG 660 LCD

119

GHP 5-65

122

GHP 5-75

122

GHP 8-15 XD

122

|GK :

GKS 18V-57

18

GKS 190

92

GKS 9/235 Turbo

92

GKF 600

102

|GL:

GLI 18V-300

19

|GM:

GML 18V Soundboxx

19

GMB 32

39

GMB 32-4

39

|GN :

GNF 35 CA

71

GNA 75-16

80

|GO :

GOP 18 V-28

18

GOF 1250 CE

103

GOF 1600 CE

103

|GP:

GPO 14 CE

80

GPO 950

82

|GS :

GSB 120-LI / GSB1080- 2-LI

15

GSB 180-LI

16

GSB 18-2-LI Plus

16

GSB 18 V-EC

17

GSB 18 VE-EC

18

GSA 18 V-LI

18

GSB 1300

26

GSB 13 RE

26

GSB 16 RE

26

GSB 18-2 RE

27

GSB 21-2 RE

27

GSB 162-2 RE

28

GSH 5

54

GSH 11 E

54

GSC 160

80

GSC 2,8

80

GSA 1100 E

94

GSA 1300 PCE

94

GSB 550 + 80 ACC

126

GSB 550 + 90 ACC

126

GSR 12V-15 FC	10
GSR 1000	10
GSR 1440-LI + 25 ACC SET	11
GST 18 V-LI S	18
GSR 18 V-EC TE	19
GSR 6-25 TE	38
GSH 16-30	57
GSH 27 VC	57
GST 65	88
GST 700	88
GST 90 BE	88
GST 150 BCE	88
GSS 2300	97
GSS 280 AE	98
 GT :	
GTM 12 JL	113
GTS 10 J	113
GTA 2600	114
 GV:	
GVC 22 EX	58
 GW :	
GWS 18 V-LI	17
GWS 6700	64
GWS 750-115	64
GWS 9-115	64
GWS 24-230 H	74
GWS 26-230	74
STARTER SET 12 V 2.0 Ah	21
GLI 180-LI STARTER SET 18 V 3.0 Ah	21
STARTER SET 18 V 4.0 Ah	21
STARTER SET 18 V 5.0 Ah	21
STARTER SET 18 V 6.0 Ah	21

Measuring tools:

 GA:	
GAM 220 MF	136
 GC:	
GCL 2-50 C+RM 2	140
 GI:	
GIM 60	136
GIM 120	136
GIC 120	150
GIS 1000 C	150
 Gl:	
GLM 40	133
GLM 50	133
GLM 50 C	134
GLM 80	135
GLM 100 C	135
GLM 250 VF + BT 150	135
GLL 2	140
GLL 2-20	140
GLL 3-15 X	140
GLL 5- 50X	140
GLL 3-80	141
 GM:	
GMS 120	150
 GO:	
GOL 32 D + BT 160 + GR 500	146
 GR:	
GRL 300 HV Set	140
 GW:	
GWM 32 PROF	136
 D-TECT 150 Wallscanner:	
D-TECT 150 Wallscanner	150

Warranty guidelines

We offer guarantee according to the following terms (No. 1 - 5) and we repair defects of the tool free of charge, which have been caused by material faults or production errors, within the guarantee period.

1. The warranty period for Power Tools is 12-months. High-pressure washers and Dremel have a 6-month Warranty. Warranty period starts with the purchase by the first end user. The date of the original invoice/till receipt is decisive.
2. Excluded from this guarantee are:
 - Parts, which are subject to operational wear or to wear due to other normal consumption as well as defects of the tool that result from wear, or from wear due to other normal consumption e.g. Carbon brushes.
 - Defects of the tool, which are attributed to ignorance of operating instructions, to applications not in accordance with the intended use, to abnormal environmental factors, to extraneous operating conditions, to overloading or to improperly performed maintenance or cleaning.
 - Defects of the tools, which are caused by use of accessories or spare parts, which are not Bosch original parts.
 - Tools which have been modified or which have been provided with non-Bosch supplements.
Minor variances of the quality, which are insignificant concerning the value or the suitability of the tool.
All tools with power cords cut will have warranty voided immediately.
3. In the event of a defect covered by this guarantee, we will remove this defect free of charge by measures of our choice: either the defective tool will be repaired or exchanged against a new (possibly later) model. Exchanged tools or parts will become property of Bosch.
4. The guarantee claim has to be asserted during the guarantee period. For this the tool in question together with the original invoice/till receipt (stating the date and the tool model) should be sent to seller or to one of the Bosch authorised service centres/dealers. Partially or completely dismantled tools are not covered by this guarantee. The buyer bears the cost and risk of transport to and from the service centre or dealer.
- 5 Other claims, other than the right of repair of the defective tool as mentioned in these guarantee conditions cannot be justified by our guarantee.
The guarantee period of the tool will be neither extended nor renewed by means of our guarantee services.

Benefits of using an authorised service point :

In Safe Hands

- Our qualified technicians repair and service your tools quickly and reliably to ensure they are always ready to deliver their best performance.

Your repair advantages

- Repaired by qualified experts.
- Comprehensive mechanical, electrical and safety checks are carried out.
- Parts subject to wear are checked, lubricated and replaced if required.
- Tools are cleaned inside.
- 1 month warranty on all replaced parts

Maintenance service

- Regular maintenance reduces unexpected downtime and increases the lifetime of your tools.

Bosch manufacturer's guarantee

- Every Blue product has a 1 year manufacturer's warranty.

Safety and usage trainings

- Our qualified service instructors are always ready to offer you a free safety and tools usage training.

Bosch Spare Parts Service

- Bosch offers a fast and reliable spare parts service. Spare parts can be purchased from your local dealer/Service Point.

For more information, please visit:

www.bosch-pt.com/bosch/pt/ba-portal

Tool maintenance tips and tricks

- Do not force the power tool. Use the correct power tool for your application. The correct power tool will do the job better and safer at the rate for which it was designed.
- Disconnect the plug from the power source and/or the battery pack from the power tool before making any adjustments, changing accessories, or storing power tools. Such preventive safety measures reduce the risk of starting the power tool accidentally.
- Store idle power tools out of the reach of children and do not allow persons unfamiliar with the power tool to operate the power tool. Power tools are dangerous in the hands of untrained users
- Check for misalignment or binding of moving parts, breakage of parts and any other condition that may affect the power tool's operation. If damaged, have the power tool repaired before use.
- When working with the machine, always hold it firmly with both hands and provide for a secure stance. The power tool is guided more secure with both hands.
- Secure the work piece. A work piece clamped with clamping devices or in a vice is held more securely than by hand.
- Always wait until the machine has come to a complete stop before placing it down. The tool insert can jam and lead to loss of control over the power tool.
- Wear ear protectors. Exposure to noise can cause hearing loss. Dust from materials such as lead-containing coatings, some wood types, minerals and metal can be harmful to one's health. Touching or breathing in the dust can cause allergic reactions, lead to respiratory infections and/or cancer.
- As far as possible, use a dust extraction system suitable for the material. Provide for good ventilation of the working place. It is recommended to wear a P2 filter-class respirator.
- Prevent dust accumulation at the workplace. Dust can easily ignite.
- Clean the tool each time after using. always keep the ventilation slots clean. Heavy contamination of the machine can lead to malfunctions.
- Do not abuse the cord. Never use the cord for carrying, pulling or unplugging the power tool. Keep cord away from heat, oil, sharp edges and moving parts. Damaged or tangled cords increase the risk of electric shock.

+ 700 Spare parts permanently available at our Kenyan warehouse!

36 hours Get any spare part which is locally available but currently not at your Service Centre!

21 days* Get any spare part which is not locally available and has to be flown in from Germany (this is also valid for tools which are not part of our Kenya portfolio)!

*Subject to stock availability in Germany

Robert Bosch Power Tools Kenya

Bosch Power tools is committed to helping users in Kenya, do what they do best. If you need help with your tools, have questions or need to know where to find the right service and Bosch power tools, kindly get in touch with us:

Professional Service Centre

Tel: +254 710 412 081

E-mail: service.eastafrica@bosch.com

Website: <https://www.bosch-professional.com/ke/en/professional/service/service.html>

Sales

Tel: +254 790 205 211

E-mail: sales.eastafrica@bosch.com

Website: <http://www.bosch-professional.com/ke/en/>

Address

Robert Bosch East Africa Ltd


Power Tools

Ground Floor, Fedha Plaza

Westlands, 00606 Nairobi, Kenya

E-mail: sales.eastafrica@bosch.com

Website: <http://www.bosch-professional.com/ke/en/>

 <https://www.youtube.com/user/BoschProfessionalKE>

Subject to technical specifications, drawings and image amendments. No liability is accepted for printing errors.

