



BOSCH

WE TAKE CARE OF YOUR TOOLS



Easy Maintenance Guide




SERVICE





WE TAKE CARE OF YOUR TOOLS : Easy maintenance guide

How to change the carbon brush for GBH 220	Steps
	<ol style="list-style-type: none"> 1.Remove the Screws 2.Remove insulating cap
	<ol style="list-style-type: none"> 1.Remove the lugs and pull the spring 2.Remove Carbon Brush

 **Hand Tool needed**

Screwdriver :

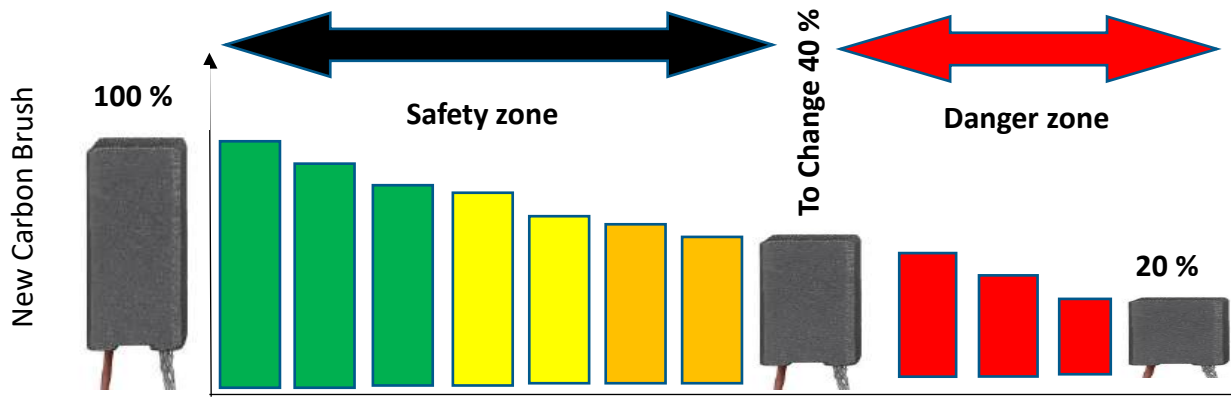


 Torx 15

 **Hints and Tips**

For Longer tool life :

Use genuine Bosch Spare parts



 **Online Catalog**



Product & Price




Scan here


Note : Bosch requires that all servicing and maintenance is done by a Bosch authorised service technician or repairer. Bosch shall not be responsible in any way for any damages caused to any Bosch power tools as a result of self or incorrect changing of Bosch carbon brushes. Bosch reserves its full right to investigate all diagnostics, service and repairs done on any Bosch product. Where Bosch finds that the incorrect Bosch diagnostics, service, parts, accessories or repair process (or lack thereof) has been followed as per the Bosch manual, Bosch shall be entitled to unilaterally reject (and the customer and/or the Bosch service technician or repairer waives all legal rights) for any claims of warranty, reimbursement, diagnostics or repair costs on such Bosch product by the customer and/or Bosch service technician or repairer. The Bosch authorised service technician or repairer shall also indemnify Bosch against any such claims by any customer or third party


WE TAKE CARE OF YOUR TOOLS : Easy maintenance guide

How to change the carbon brush for GKS 235-190	Steps
	<ol style="list-style-type: none"> 1.Remove the Screws 2.Remove End cap
	<ol style="list-style-type: none"> 1.Remove the lugs 2.Remove Carbon Brush

 **Hand Tool needed**

Screwdriver :

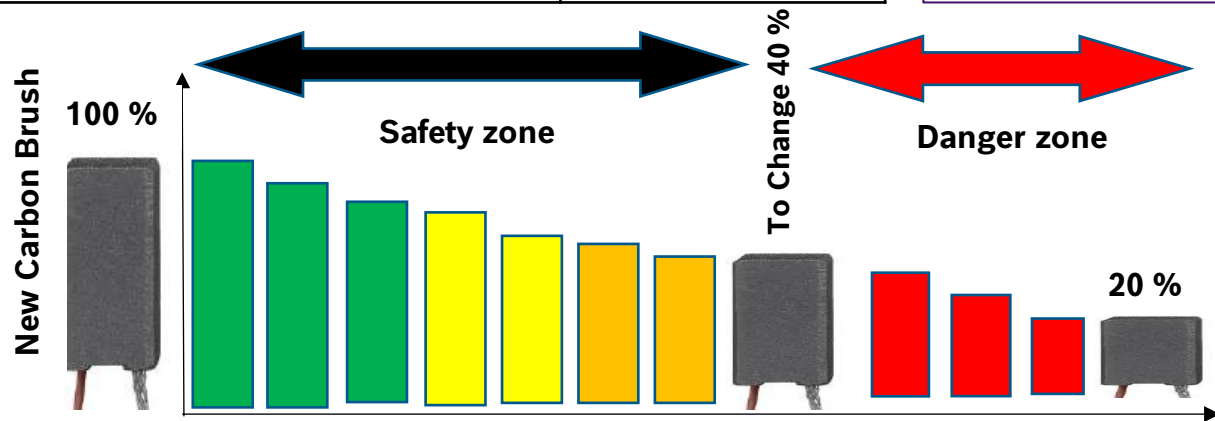


 Torx 15

 **Hints and Tips**

For Longer tool life :

Use genuine Bosch Spare parts



 **Online Catalog**







 **Product & Price**



Scan here

Note : Bosch requires that all servicing and maintenance is done by a Bosch authorised service technician or repairer. Bosch shall not be responsible in any way for any damages caused to any Bosch power tools as a result of self or incorrect changing of Bosch carbon brushes. Bosch reserves its full right to investigate all diagnostics, service and repairs done on any Bosch product. Where Bosch finds that the incorrect Bosch diagnostics, service, parts, accessories or repair process (or lack thereof) has been followed as per the Bosch manual, Bosch shall be entitled to unilaterally reject (and the customer and/or the Bosch service technician or repairer waives all legal rights) for any claims of warranty, reimbursement, diagnostics or repair costs on such Bosch product by the customer and/or Bosch service technician or repairer. The Bosch authorised service technician or repairer shall also indemnify Bosch against any such claims by any customer or third party

WE TAKE CARE OF YOUR TOOLS : Easy maintenance guide


How to change the carbon brush for GSB 570		Steps
		 <p>Remove the Screws Remove the housing</p>
		 <p>Pull the spring Remove the carbon brush</p>

 **Hand Tool needed**

Screwdriver :

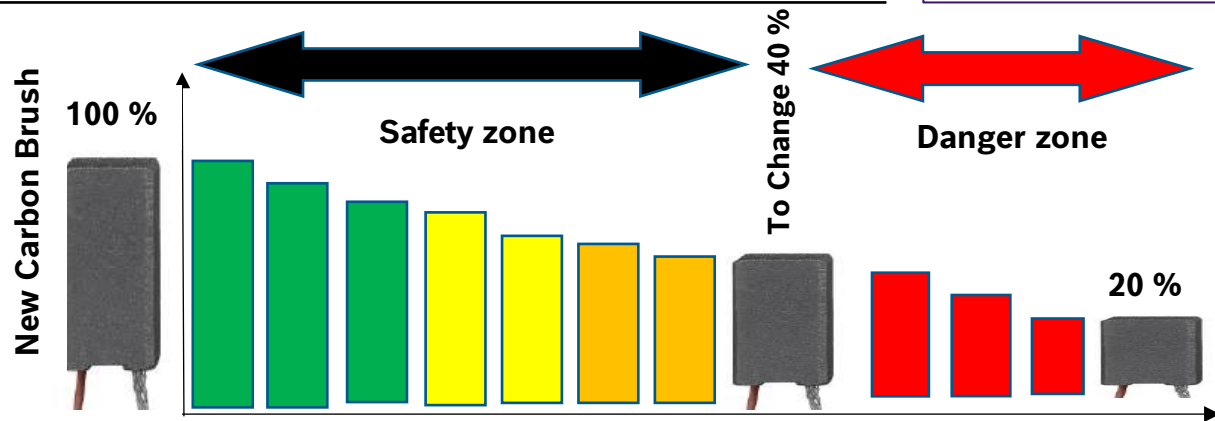


 Torx 15

 **Hints and Tips**

For Longer tool life :

**Use
genuine
Bosch
Spare parts**



 **Online Catalog**

SERVICE






Product & Price

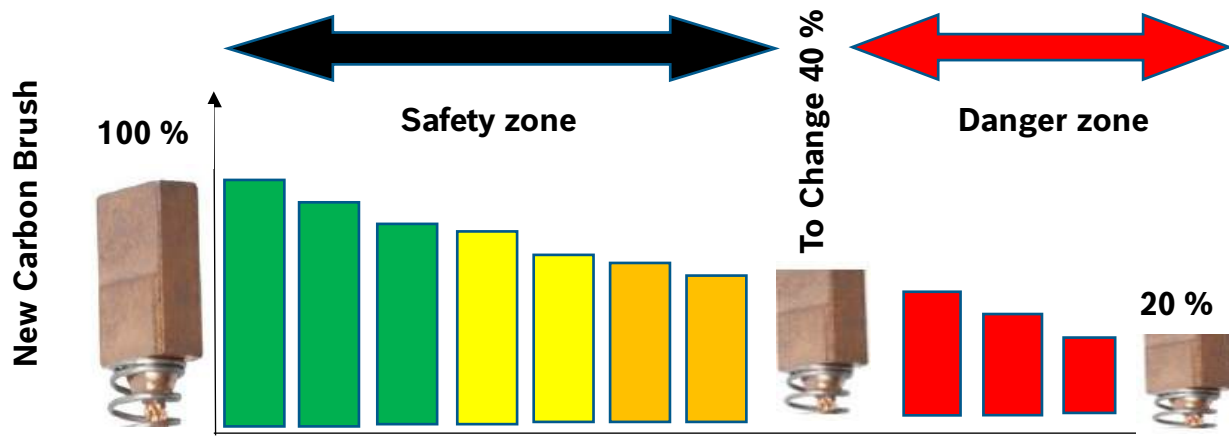


Scan here

Note : Bosch requires that all servicing and maintenance is done by a Bosch authorised service technician or repairer. Bosch shall not be responsible in any way for any damages caused to any Bosch power tools as a result of self or incorrect changing of Bosch carbon brushes. Bosch reserves its full right to investigate all diagnostics, service and repairs done on any Bosch product. Where Bosch finds that the incorrect Bosch diagnostics, service, parts, accessories or repair process (or lack thereof) has been followed as per the Bosch manual, Bosch shall be entitled to unilaterally reject (and the customer and/or the Bosch service technician or repairer waives all legal rights) for any claims of warranty, reimbursement, diagnostics or repair costs on such Bosch product by the customer and/or Bosch service technician or repairer. The Bosch authorised service technician or repairer shall also indemnify Bosch against any such claims by any customer or third party

WE TAKE CARE OF YOUR TOOLS : Easy maintenance guide

How to change the carbon brush for GSR 180-LI & GSB 180-LI	Steps	Hand Tool needed	Hints and Tips
	Remove Sealing cap	 Hand Tool needed Screwdriver :   Slotted	For Longer tool life : Use genuine Bosch Spare parts
	Remove Carbon Brush		





Note : Bosch requires that all servicing and maintenance is done by a Bosch authorised service technician or repairer. Bosch shall not be responsible in any way for any damages caused to any Bosch power tools as a result of self or incorrect changing of Bosch carbon brushes. Bosch reserves its full right to investigate all diagnostics, service and repairs done on any Bosch product. Where Bosch finds that the incorrect Bosch diagnostics, service, parts, accessories or repair process (or lack thereof) has been followed as per the Bosch manual, Bosch shall be entitled to unilaterally reject (and the customer and/or the Bosch service technician or repairer waives all legal rights) for any claims of warranty, reimbursement, diagnostics or repair costs on such Bosch product by the customer and/or Bosch service technician or repairer. The Bosch authorised service technician or repairer shall also indemnify Bosch against any such claims by any customer or third party



Scan here



WE TAKE CARE OF YOUR TOOLS : Easy maintenance guide


How to change the carbon brush for GWS 2X-230 H	Steps
	<ol style="list-style-type: none"> 1- Remove the Screws 2- Remove Sealing cap
	<ol style="list-style-type: none"> 1- Remove the lugs and pull the spring 2- Remove Carbon Brush

 **Hand Tool needed**

Screwdriver :

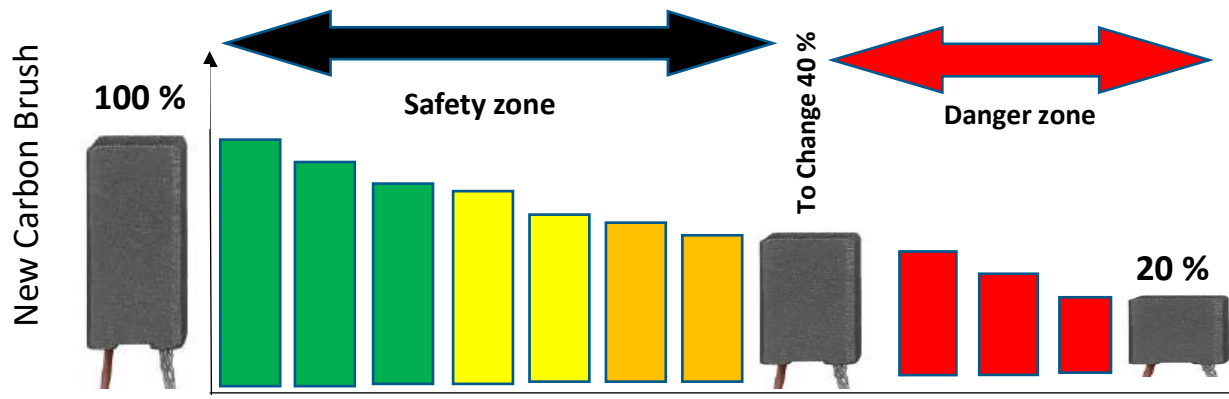




 **Hints and Tips**

For Longer tool life :

Use genuine Bosch Spare parts



Note : Bosch requires that all servicing and maintenance is done by a Bosch authorised service technician or repairer. Bosch shall not be responsible in any way for any damages caused to any Bosch power tools as a result of self or incorrect changing of Bosch carbon brushes. Bosch reserves its full right to investigate all diagnostics, service and repairs done on any Bosch product. Where Bosch finds that the incorrect Bosch diagnostics, service, parts, accessories or repair process (or lack thereof) has been followed as per the Bosch manual, Bosch shall be entitled to unilaterally reject (and the customer and/or the Bosch service technician or repairer waives all legal rights) for any claims of warranty, reimbursement, diagnostics or repair costs on such Bosch product by the customer and/or Bosch service technician or repairer. The Bosch authorised service technician or repairer shall also indemnify Bosch against any such claims by any customer or third party



Online Catalog



Product & Price




Scan here





WE TAKE CARE OF YOUR TOOLS : Easy maintenance guide


How to change the carbon brush for GWS 700	Steps
	<ol style="list-style-type: none"> 1.Remove the Screws 2.Remove Housing Cover
	<ol style="list-style-type: none"> 1.Remove the lugs and pull the spring 2.Remove Carbon Brush

 **Hand Tool needed**

Screwdriver :

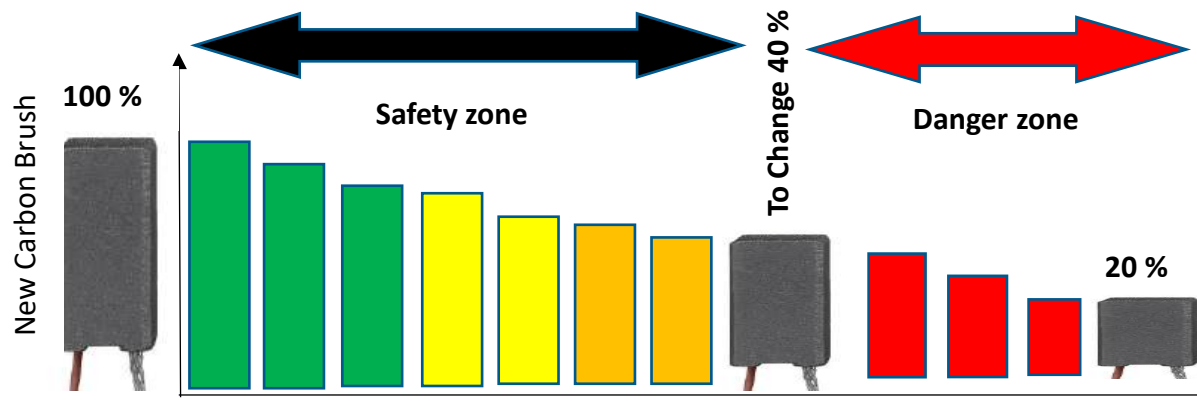


 **Phillips**

 **Hints and Tips**

For Longer tool life :

Use genuine Bosch Spare parts



 **Online Catalog**

Product & Price



Scan here

Note : Bosch requires that all servicing and maintenance is done by a Bosch authorised service technician or repairer. Bosch shall not be responsible in any way for any damages caused to any Bosch power tools as a result of self or incorrect changing of Bosch carbon brushes. Bosch reserves its full right to investigate all diagnostics, service and repairs done on any Bosch product. Where Bosch finds that the incorrect Bosch diagnostics, service, parts, accessories or repair process (or lack thereof) has been followed as per the Bosch manual, Bosch shall be entitled to unilaterally reject (and the customer and/or the Bosch service technician or repairer waives all legal rights) for any claims of warranty, reimbursement, diagnostics or repair costs on such Bosch product by the customer and/or Bosch service technician or repairer. The Bosch authorised service technician or repairer shall also indemnify Bosch against any such claims by any customer or third party