



**BOSCH**

Invented for life

# Bosch Professional

Power Tools and Accessories Catalogue  
Nigeria

[www.bosch-professional.com/ng](http://www.bosch-professional.com/ng)







# EDITORIAL

## Robert Bosch Power Tools Nigeria

---

Bosch Power Tools have a long and successful history in the provision of power tools to professional users in Africa distributed by our passionate associates and partners across the continent. This has solidified our position as the market leader for professional Power Tools in Africa. Nigeria, one of the frontier markets and the largest economy in Africa with a population of over 170 million people is one of the countries where Bosch has decided to focus attention as part of our African strategy - getting closer to the market and understanding our final users.

In keeping with this agenda, our innovative solutions / offerings are tailored to provide the ideal power tools for diverse or varied user needs.

Our well-known and dynamic 'heavy duty' range mainly used by construction workers has been expanded to include a new affordable range known as the tradesmen's range.

The tradesmen's range is targeted at smaller industries, artisans and craftsmen in Nigeria with the same Bosch high quality and standard.

Bosch's investment and commitment to Nigeria is evidenced by the establishment of a Headquarter in Lagos, as well as own warehouse operations in Orgeun and a Bosch Service Center within the same warehouse facilities.

Bosch Professional Power Tools have been developed with speed, reliability and flawless execution in mind to help users complete the most arduous tasks professionally. It provides a complete solution for every project by having the needed Accessories, a mobility system for transportation and storage, service offers and mobile solutions for your smartphone.

Users are assured of full control with this value proposition and results that would exceed customer expectations.

# Summary of contents

## 1- Professional Power Tools and Accessories

### Cordless drilling & driving: tools and Accessories

Cordless drills/drivers	10
Cordless impact drills/drivers	15
Cordless impact drivers	16
Batteries & chargers	20
Cordless solo tools	22

### Drilling & demolition: tools and Accessories

Impact drills	26
Drills	38
Magnetic drill & stand	40
Rotary hammers SDS-Plus	43
Stirrers	46
Rotary hammers SDS-Max	50
Demolition hammers SDS-Max	53
Breakers	54
Diamond drill	57
Impact wrench	59

### Cutting & grinding: tools and Accessories

Angle grinders 670 W - 1700 W	62
Concrete grinder	68
Wall chaser	68
Vacuum cleaners	68
Large angle grinder	69
Polisher	74
Straight grinding	74
Metal cut-off saw	77

### Woodworking: tools and Accessories

Jigsaws	80
Drywall screwdriver	80
Circular saws	82
Plunge saws	82



	Sabre saw	85
	Orbital sanders	87
	Random Orbit sanders	89
	Belt sander	90
	Router	92
	Cordless multi-cutter	92
	Planers	93
	Mitre saws	94
	Table saw	95
	Sliding mitre saw	95
	Combination saw	95
	Heat guns	98
	Blower	98
	Vacuum cleaners	98
High-pressure washers		
	High-pressure washers	102

2-Measuring tools

Measuring		
	Laser measures	107
	Digital inclinometer	110
	Digital angle measurer	111
	Measuring wheel	111
Levelling		
	Line & point lasers	114
	Tile & surface lasers	121
Rotation		
	Rotation lasers	124
Optical levels		
	Optical levels	130
Detectors		
	Detectors	134
	Inspection camera	136
	Thermo detector	136





# **01 Professional Power Tools and Accessories**



# Cordless drilling and driving

---

## **Compact, powerful cordless tools**

Bosch cordless tools offer you top performance across the board. They impress with their compact design, optimum weight, robustness and long battery runtime.

Bosch offers you a comprehensive range in every voltage class. This ensures that you are perfectly equipped for every job.

## **Bosch Batteries & chargers**

With their high-performance cells, Bosch lithium-ion Batteries & chargers are extremely resilient and have minimal energy loss. They impress with their compact size, light weight, long battery runtime, and robustness.

01



## Cordless drills/drivers

## ■ GSR 1000

Professional

Don't underestimate the power!



## Technical data

Torque, max. (hard/soft)	6 / 15 Nm
No-load speed	0 - 700 rpm
Battery voltage	10,8 V
Weight incl. battery	0,9 kg

## Drilling diameter

Max. drilling diameter in wood	10 mm
Max. drilling diameter in steel	6 mm

## Screw diameter

Max. screw diameter	6 mm
---------------------	------

## Scope of supply 0 601 9F4 020

Charger
Carrying Case

## Cordless drills/drivers

## ■ GSR 120-LI

Professional

Bosch Quality, High Power, Affordable Price!



## Technical data

Torque, max. (hard/soft)	30 / 13 Nm
No-load speed (1st gear/2nd gear)	0 - 380 / 0 - 1300 rpm
Battery voltage	12 V
Weight incl. battery	0,99 kg

## Drilling diameter

Max. drilling diameter in wood	20 mm
Max. drilling diameter in steel	8 mm

## Screw diameter

Max. screw diameter	7 mm
---------------------	------

## Scope of supply 0 601 9F7 000

2 Batteries & chargers 12V 1,5 Ah Li-ion
Charger
Carrying case

## Cordless drills/drivers

## ■ GSR 18-2-LI PLUS

Professional

Powerful and reliable tool



## Technical data

Torque, max. (hard/soft)	33 / 18 Nm
No-load speed (1st gear/2nd gear)	0 - 400 / 0 - 1300 rpm
Battery voltage	18 V
Weight incl. battery	1,4 kg

## Drilling diameter

Max. drilling diameter in wood	29 mm
Max. drilling diameter in steel	10 mm

## Screw diameter

Max. screw diameter	8 mm
---------------------	------

## Scope of supply 0 601 9E6 102

2 Batteries & chargers 18V 1,5 Ah Li-ion
25 Accessories set
Charger
Carrying case

## Cordless drills/drivers

## ■ GSR 180-LI

Professional

More Power. More Robust.

## Technical data

Torque, max. (hard/soft)	54 / 21 Nm
No-load speed (1st gear/2nd gear)	0 - 450 / 0 - 1700 rpm
Battery voltage	18 V
Weight incl. battery	1,6 kg

## Screw diameter

Max. drilling diameter in wood	35 mm
Max. drilling diameter in steel	10 mm

## Screw diameter

Max. screw diameter	10 mm
---------------------	-------

## Scope of supply 0 601 9F8 101

2 Batteries & chargers 18V 1,5 Ah Li-ion
25 Accessories set
Charger
Carrying case



## User benefits:

- Affordable: Bosch Quality at affordable price!
- Durable: Designed with Robust Housing and Battery Cell Protection!
- Highly Serviceable: Motor has changeable carbon brushes for easy maintenance and serviceability!



# Adapted Accessories

## Universal holder with 1/4"

- Universal holder with permanent magnet, without spring ring, with 1/4" external hex shank manufactured to ISO 1173 E6.3



Drive end inch	Total length mm	Diameter (D1) mm	Part number	Pack quantity	Minimum order quantity	Barcode 3165140...
Product properties			Ordering information			
1/4	54	10	2 608 522 316	1	1	043328

## Screwdriver bit Extra Hard PH 2


- Drive ISO 1173 C6.3, 1/4" external hex shank



Dimensions	Length mm	Part number	Pack quantity	Minimum order quantity	Barcode 3165140...
Product properties		Ordering information			
PH2	25	2 607 001 511	3	10	300377
PH2	25	2 607 001 514	100	1	300407
PH2	49	2 607 001 528	3	1	300544
PH2	89	2 607 001 535	3	1	300612

## Screwdriver bit Max Grip PH 2

- Drive ISO 1173 C6.3, 1/4" external hex shank



PH2	25	2 607 001 547	10	1	300735
PH2	49	2 607 001 552	3	1	300780

## Screwdriver bit Extra Hard PZ 2

- Drive ISO 1173 C6.3, 1/4" external hex shank



PZ2	25	2 607 001 558	3	10	300841
PZ2	25	2 607 001 561	100	1	300872
PZ2	49	2 607 001 577	3	1	301039
PZ2	89	2 607 001 583	3	1	301091
PZ2	25	2 607 001 594	10	1	301206
PZ2	49	2 607 001 599	3	1	301251

## Screwdriver bit Extra Hard PZ 1

- Drive ISO 1173 C6.3, 1/4" external hex shank



PZ1	49	2 607 001 575	3	1	301015
-----	----	---------------	---	---	--------

# Adapted Accessories

## Double ended bit



Product properties			Ordering information			
Dimensions, 1st bit	Dimensions, 2nd bit	Length mm	Part number	Pack quantity	Minimum order quantity	Barcode 3165140...
PH2	Plat.0x5.5	45	<b>2 607 001 738</b>	1	10	302630
PH2	PH 2	45	<b>2 607 001 740</b>	1	10	302654

## Screwdriver bit Extra Hard PH

- Drive ISO 1173 C6.3, 1/4" external hex shank



Product properties		Ordering information			
Dimensions	Length mm	Part number	Pack quantity	Minimum order quantity	Barcode 3165140...
PH0	25	<b>2 607 001 506</b>	3	10	300322
PH2	49	<b>2 607 002 503</b>	25	1	354301

## Screwdriver bit sets, max grip, robust line, 18 + 5(L)m

- Bit length 25 mm, ISO 1173 C6.3, with quick-change universal holder



Product properties		Ordering information				
Set contents	Length mm	Set size	Part number	Pack quantity	Minimum order quantity	Barcode 3165140...
PH1, PH2 (3x), PH3 PZ1, PZ2 (3x), PZ3 T8, T10, T15, T20, T25, T27, T30, T40 + QC UH	25	L1	2 607 002 581	19	1	401647

# Adapted Accessories

## 43-piece bit and nutsetter set

- 43 piece screwdriver bit set with quick-change universal holder and magnetic universal holder



Set contents	Length mm	Part number	Pack quantity	Minimum order quantity	Barcode 3165140...
Product properties		Ordering information			
PH1, PH2 (2x), PH3	25	2 607 017 164	43	6	669702
PZ1, PZ2 (2x), PZ3	25				
SL3, SL4, SL5, SL6	25				
H3, H4, H5, H6	25				
T10, T15, T20 (2x),	25				
T25, T27, T30, T40	25				
TH10, TH15, TH20	75				
(2x), TH25, TH27,	75				
TH30, TH40	75				
PH2	75				
PZ2	48-50				
SL6					
T15, T20, T25					
Nutsetter with per-					
manent magnet for					
6 mm, 8 mm, 10 mm					
hex screws					

## Screwdriver bit Extra Hard PZ 2

- Drive ISO 1173 C6.3, 1/4" external hex shank



Dimensions	Length mm	Part number	Pack quantity	Minimum order quantity	Barcode 3165140...
Product properties		Ordering information			
PZ2	25	2 608 522 186	25	1	720236

## Screwdriver bit Extra Hard PH 2

- Drive ISO 1173 C6.3, 1/4" external hex shank



PH 2	25	2 608 522 187	25	1	720229
------	----	---------------	----	---	--------





# Cordless Tools

**Cordless tools with Bosch lithium-ion technology** offers strong power and lightweight. They are designed to make your life easier and serve you with unlimited freedom of movement and high performance via its revolutionary rechargeable battery that can operate without a power cord in every voltage class.

**Bosch cordless tools** are not only powerful; they also set standards in size and weight. They impress with their optimum weight, robustness and long battery runtime.

The choice of **battery-operated equipment** maximizes efficiency by eliminating trips to the pump, fuel mixing, constant pull starts, minimizes maintenance and provides low noise levels for properties with noise restrictions and cities with bans on noise levels or gas-powered equipment.

## Cordless impact drills/drivers

## GSB 1080-2 -Li/ 120-Li

Professional

Use your drill driver more flexibly – drive screws and drill in wood, steel and masonry!



Technical data	
Torque, max. (hard/soft)	28 / 11 Nm
No-load speed (1st gear/2nd gear)	0 – 400 / 0 – 1300 rpm
Battery voltage	12 V
Weight incl. battery	1 kg
Drilling diameter	
Max. drilling diameter in wood	19 mm
Max. drilling diameter in steel	6 mm
Max. drilling diameter in masonry	8 mm
Screw diameter	
Max. screw diameter	7 mm
Scope of supply	0 601 9F3 000
	2 Batteries & chargers 10,8V 1,5 Ah Li-ion
	Charger
	Carrying case

## Drill (cordless)

## GSB 180-Li

Professional

More Power. More Robust.



Technical data	
Torque, max. (hard/soft)	54 / 21 Nm
No-load speed (1st gear / 2nd gear)	0 – 450 / 0 – 1700 rpm
Battery voltage	18 V
Weight incl. battery	1,7 kg
Drilling diameter	
Max. drilling diameter in wood	35 mm
Max. drilling diameter in steel	10 mm
Max. drilling diameter in masonry	8 mm
Screw diameter	
Max. screw diameter	10 mm
Scope of supply	0 601 9F8 3L1
	Carrying Cases
	2 batteries 18V 1,5 Ah Li-ion
	Charger

## Cordless impact drills/drivers

# GSB 18 V-EC

Professional

Lasts longer. Runs longer.

Technical data	
Rated voltage	18 V
Battery capacity	4.0 Ah
No-load speed	0-600 / 1.900 rpm
Impact Rate	0-28.500
Max. torque (hard /soft joint)	60/31 Nm
Drilling diameter	
Max. drilling Ø in wood/steel/masonry	38/13/13 mm
Screw diameter	
Max. screw diameter	10 mm
Scope of supply	0 601 9E9 170
	2 Batteries & chargers 18V 4,0 Ah Li-ion
	131 Accessories set
	Charger
	L-Boxx with iRack



HEAVY DUTY



## User benefits:

- 100% longer lifetime thanks to brushless EC motor technology
- Very efficient: up to 75 holes (6 x 50 mm) in masonry with only one battery charge (18 V – 4.0 Ah)
- Even more powerful: 31 Nm (soft screwdriving applications) for a broad range of applications (18 V – 4.0 Ah)

# Adapted Accessories

## Professional Accessories PRO-Mix sets

- The most complete sets in the market for all common screwdriving and drilling applications



Set contents	Part number	Drill bits	Bits	Nutstters
Product properties	Ordering information			
PRO-Mix Metal	<b>2 607 017 328</b>	HEX HSS-G 2.5/3.0/3.5/ 4.0/5.0/6.0	60 mm quick-release bit holder 80 mm magnetic bit holder	● 8/10/13
PRO-Mix Wood	<b>2 607 017 327</b>	HEX HSS 2.0/3.0/4.0/ 5.0/6.0/8.0	+ PH 1/2/3 + PZ 1/2/3 - SL 3/4/5/6	● 6/8/10
PRO-Mix Concrete	<b>2 607 017 326</b>	CYL 3 3.0/4.0/5.0/ 5.5/6.0/8.0	○ HEX 3/4/5/6 ⊕ TH 10/15/20/20/ 25/27/30/40	● 8/10/13

## Cordless impact driver

# GDR 120-LI

Professional

The new 12 V impact with the right power for a variety of applications.

Technical data	
Torque, max.	100 Nm
No-load speed (1st gear/2nd gear)	0 - 1300 / 2600 rpm
Battery voltage	12 V
Weight incl. battery	1,05 kg
Scope of supply	
	0 601 9F0 001
	2 Batteries & chargers 12V 1,5 Ah Li-ion
	Charger
	Carrying case



## User benefits:

- Bosch quality at an affordable price
- Always the right power for a variety of applications with 2-level power control
- Easy handling and ergonomic design



# Adapted Accessories

## Socket sets

- 9-piece socket set 38 mm



Product properties			Ordering information			
Shank inch	Width across flats mm	Length mm	Part number	Pack quantity	Minimum order quantity	Barcode 3165140...
1/2	10	38	2 608 551 100	9	1	701075
	12					
	13					
	17					
	19					
	22					
	24					
	27					
	30					

- 9-piece socket set 77 mm



1/2	10	77	2 608 551 101	9	1	704151
	12					
	13					
	17					
	19					
	22					
	24					
	27					
	30					

- 7-piece socket set 50 mm



3/4	21	50	2 608 551 103	7	1	704175
	22					
	24					
	27					
	30					
	32					
	36					

- 7-piece socket set 95 mm



3/4	21	95	2 608 551 104	7	1	704182
	22					
	24					
	27					
	30					
	32					
	36					



**18V** 5.0Ah  
Li-Ion



# Batteries

## type



Thanks to the **Flexible Power System** you can mix and match any 18 V battery and charger with any 18 V tool.

Bosch offers three main batteries platforms:

**12 V MAX:** The most compact battery in the industry, it runs up 50 % longer than other competition Batteries & chargers in the same category and works with all the compact tools by Bosch. It is the best 12 V MAX in the industry and is very helpful in small work.

**18 V:** Very life battery centered, the Bosch 18 V Lithium-ion battery is unbeatable in the market. It is considered the longest running battery in the industry combining **Electronic Cell Protection** and Coolpack technology to give you the best battery you can ever use.

**36 V:** Can work in very hard conditions, cordless and without needing any charge to help you in your difficult tasks. It features electronic cell protection, Coolpack technology and can operate in very low temperatures (°4-F).



## Battery Pack

## ■ GBA 12 V 2.0 AH

Professional

The compact 10.8 V battery with 2.0 Ah



- ▶ Light weight for even more comfortable work, especially in overhead applications
- ▶ Bosch flexible power system – battery suitable for all tools in one voltage class
- ▶ Extremely robust: fully functional even after a 3-m drop onto concrete

## Technical data

Battery voltage	12 V
Battery capacity	2,0 Ah

Scope of supply 1 600 Z00 02X

1 x battery GBA 12 V 2.0 Ah

## Charger

## ■ GAL 1230 CV

Professional

The fast 12 V charger for all Bosch 12 V batteries



## Technical data

Battery charging voltage	10.8 - 12 V
Charge current	3,0 A

Scope of supply 1 600 A00 R44

1 charger AL 1230 CV

## Battery Pack

## ■ GBA 18 V 2.0 AH

Professional

The lightweight 18 volt Compact battery with 2.0 Ah and COOLPACK technology



- ▶ COOLPACK technology for up to 100% longer lifetime (cf. battery without COOLPACK)
- ▶ Light weight for even more comfortable work, especially in overhead applications
- ▶ Bosch flexible power system – battery suitable for all tools in one voltage class

## Technical data

Battery voltage	18 V
Battery capacity	2,0 Ah

Scope of supply 1 600 Z00 036

1 x battery GBA 18 2.0 Ah Li-Ion



## 10.8 &amp; 12 VOLT 100% COMPATIBLE

All Bosch Professional 10.8 V tools, batteries & chargers are 100% compatible with all Bosch Professional 12 V tools, batteries & chargers.



## Save money

By buying your next tool without battery and charger.



## Easy to take with you

Easy to take with you to your jobsite.  
One battery and charger for all your cordless power tools.



## Everything you need

From compact and lightweight to high performance, choose from a wide range of batteries and chargers.



## Use state of the art technology

The latest battery and charger technology at your disposal!

## Charger

### ■ GAL 3680 CV

Professional

The multi-volt quick charger for all Bosch Lithium-Ion batteries



14,4 V	18 V	36 V
-----------	---------	---------

- ▶ 100% faster charging of the Batteries & chargers (compared to AL 3640 CV)
- ▶ Quick-charge mode: 4.0 Ah battery is ready to use with 80%
- ▶ of its capacity after only 25 mins
- ▶ Active Air Cooling for longer lifetime of the Batteries & chargers

#### Technical data

Battery charging voltage	18 – 36 V
Charge current	8,0 A
Scope of supply	1 600 A00 4ZS
	1 charger AL 3680 CV

## Battery Pack

### ■ GBA 18 V 5.0 AH

Professional

The high-endurance 18 volt XL battery with 5.0 Ah and COOLPACK technology



- ▶ A further 25% increase in runtime (cf. with 4.0 Ah battery)
- ▶ COOLPACK technology for up to 100% longer lifetime (cf. battery without COOLPACK)
- ▶ Bosch flexible power system – battery suitable for all tools in one voltage class

#### Technical data

Battery voltage	18 V
Battery capacity	5,0 Ah
Scope of supply	1 600 A00 2U5
	1 x battery GBA 18 V 5.0 Ah

## Battery Pack

### ■ 2 PACKS GBA 18V 6.0 AH

Professional

The high-endurance 18 volt XL battery with 6.0 Ah and COOLPACK technology



- ▶ A further 20% increase in runtime (compared to 5.0 Ah battery) at the same size
- ▶ COOLPACK technology for up to 100% longer lifetime (cf. battery without COOLPACK)
- ▶ Bosch flexible power system – battery suitable for all tools in one voltage class

#### Technical data

Battery voltage	18 V
Battery capacity	6,0 Ah
Scope of supply	0 615 990 GZ2
	2 x battery GBA 18 V 6.0 Ah

## Battery Pack

### ■ GBA 36 V 4.0 AH

Professional

The powerful 36 volt XL battery with 4.0 Ah and COOLPACK technology



- ▶ Min. 50% longer runtime (cf. 2.6 Ah battery)
- ▶ COOLPACK technology for up to 100% longer lifetime (cf. battery without COOLPACK)
- ▶ Bosch flexible power system – battery suitable for all tools in one voltage class

#### Technical data

Battery capacity	4,0 Ah
Battery voltage	36 V
Scope of supply	1 600 Z00 03C
	1 x battery GBA 36 V 4.0 Ah

## Active Air Cooling: Shorter charging time and longer lifetime



Active Air Cooling is the active support provided by the Bosch CoolPack concept during charging.

The heat generated in the battery and charger during charging is actively dissipated outwards by the active air cooling.

This ensures that the battery is always charged in the optimum temperature range.

This reduces the charging time and increases the lifetime of the battery.

## The Freedom Concept

Pick and combine the Batteries and tools to create your perfect set.

### How it works?

1

#### Choose your set

Based on your requirements, choose your batteries and charger.

18  
V

2

#### Choose your tools

You can select as much 18 V tools as you need from the respective range of solo tools.

3

#### Let's go!

Now that you have compiled your batteries & chargers and the tools of your choice, you're ready to go.

### Cordless drills/drivers

## GSR 18 V-EC

Professional

Lasts longer. Runs longer.

HEAVY  
DUTY

#### Technical data

Torque, max. (hard/soft)	50 / 31 Nm
No-load speed (1st gear/2nd gear)	0 - 500 / 0 - 1700 rpm
Battery voltage	18 V
Weight incl. battery	1,9 kg

#### Drilling diameter

Max. drilling diameter in wood	38 mm
Max. drilling diameter in steel	13 mm

#### Screw diameter

Max. screw diameter	10 mm
---------------------	-------

#### Scope of supply

Solo

L-Boxx

### Cordless drywall Screwdriver

## GSR 18 V-EC TE

Professional

Best combination of power and weight

HEAVY  
DUTY

#### Technical data

Max. torque (hard/soft)	25 / 5 Nm
No-load speed	0 - 4 200 rpm
Battery voltage	18 V
Battery capacity	4,0 Ah

#### Screw diameter

Max. screw diameter	4,2 mm
---------------------	--------

#### Scope of supply

Solo

L-Boxx

### Cordless impact drills/drivers

## GSB 18 VE 2-LI

Professional

The new 18V drill driver and Impact drills of the robustseries – Extremely powerful, Extremely robust, Extremely easy to control!

HEAVY  
DUTY

#### Technical data

Torque, max. (hard/soft)	85 / 42 Nm
No-load speed (1st gear/2nd gear)	0 - 440 / 0 - 1850 rpm
Battery voltage	18 V
Weight incl. battery	2,5 kg

#### Drilling diameter

Max. drilling diameter in wood	45 mm
Max. drilling diameter in steel	13 mm
Max. drilling diameter in masonry	16 mm

#### Screw diameter

Max. screw diameter	10 mm
---------------------	-------

#### Scope of supply

Solo

L-Boxx

### Cordless rotary hammers

## GBH 18 V-EC

Professional

Unsurpassed combination of power and weight

HEAVY  
DUTY

#### Technical data

Max. impact energy	1,7 J
Rated speed	0 - 1400 rpm
Battery voltage	18 V
Weight incl. battery	2,6 kg

#### Drilling range

Drilling dia. concrete, hammer drill bits	4 - 18 mm
Opt. appl. range concrete, hammer drill bits	4 - 10 mm
Max. drilling diameter in steel	13 mm
Max. drilling diameter in wood	20 mm
Carbon brush	1 617 000 525

#### Scope of supply

Solo L-BOXX

## Cordless impact wrench

## ■ GDS 18 V-LI HT

Professional

The most powerful 18 volt Cordless impact drivers/wrenches



HEAVY DUTY



Technical data	
Torque, max.	650 Nm
No-load speed	0 - 1.900 rpm
Battery voltage	18 V
Weight incl. battery	3 kg
Bit holder	1/2" external square
Scope of supply	0 601 9B1 302
	Solo
	L-Boxx

## Cordless impact wrench

## ■ GDS 18 V-EC 250

Professional

The new GDS with EC brushless motor: More power, more runtime, more lifetime



HEAVY DUTY



Technical data	
Torque, max.	250 Nm
No-load speed	0 - 2.400 rpm
Battery voltage	18 V
Weight incl. battery	1,9 kg
Bit holder	1/2" external square
Scope of supply	0 601 9D8 101
	Solo
	L-Boxx

## Cordless impact driver

## ■ GDX 18 V-EC

Professional

The most universal impact driver in its class – with even longer lifetime



HEAVY DUTY



Technical data	
Torque, max.	185 Nm
No-load speed	1100 – 2600 / 3200 rpm
Battery voltage	18 V
Weight incl. battery	1,7 kg
Bit holder	1/2" external square and 1/4" hexagon
Scope of supply	0 601 9B9 103
	Solo
	L-Boxx

## Cordless Jigsaws

## ■ GST 18 V-LI B

Professional

The compact and powerful cordless Jigsaws



HEAVY DUTY



Technical data	
Battery voltage	18 V
No-load stroke rate	0 – 2.700 spm
Weight incl. battery	2,4 kg
Cutting depth	
Cutting depth in wood	120 mm
Cutting depth in aluminium	20 mm
Cutting depth in metal	8 mm
Scope of supply	0 601 5A6 101
	Anti-splinter guard
	Solo L-BOXX
	1 x Jigsaws blade T 308 B, Extraclean for Hard Wood
	1 x saw blade T 144 DP - Precision for Wood
	1 x saw blade T 244 D - Speed for Wood

## Cordless circular saws

## ■ GKS 18 V-LI

Professional

Best-in-class cutting performance



HEAVY DUTY



Technical data	
Battery voltage	18 V
No-load speed	3900 rpm
Weight incl. battery	4,1 kg
Cutting depth	
Cutting depth (90°)	51 mm
Cutting depth (45°)	51 mm
Scope of supply	0 601 66H 006
	Solo L-BOXX

## Cordless angle grinder

## ■ GWS 18-125 V-LI

Professional

The most powerful 18-volt vangle grinder



HEAVY DUTY



Technical data	
Battery voltage	18 V
No-load speed	10000 rpm
Grinding spindle thread	M 14
Disc diameter	125 mm
Switch type	Slide side switch
Scope of supply	0 601 93A 308
	Auxiliary handle w/ Anti-vibration
	Backing flange
	Locking nut
	Protective guard
	Two-hole spanner
	Solo L-Boxx



# Drilling and demolition

---

## **Uncompromising versatility**

The professional impact drills and screwdrivers meet the highest requirements with regard to power, versatility and precision. Whether it be impact drilling, drilling, screwdriving or stirring: the impact drills for trade and industry with high-performance motors leave nothing to be desired.

The screwdrivers from Bosch are the expert tools for precisely driving rows of screws in drywall and wall construction. Bosch offers the right drill and the right screwdriver for all professional drilling and screwdriving applications.

## **Immense power for the toughest jobs**

The professional Bosch rotary hammers, demolition hammers and breakers have been setting standards in performance and robustness for decades. They are developed for extreme applications. The rotary and demolition hammers have SDS-max or SDS-plus holders for quick, safe accessory changes.

## **Bosch diamond technology**

Bosch diamond drilling systems combine high performance with high convenience. For you, this means highly efficient dry and wet drilling – even in the hardest stone and in concrete. The robust technology also ensures low vibration and low dust levels during work.

The wide range of accessories for wet and dry drilling is easy to handle and enables precise results even in demanding applications. The wall chasers and concrete grinders impress with their low weight and easy assembly – for precision even in tough jobs.

02



## Impact drills

## ■ GSB 1300

Professional

Powerful and reliable power tool



## Technical data

Rated power input	550 W
No-load speed	0 - 2700 rpm
Weight without cable	1,8 kg
Chuck capacity	13 mm

## Drilling range

Drilling dia. in concrete	13 mm
Drilling dia. in wood	25 mm
Drilling dia. in steel	10 mm
Drilling dia. in masonry	13 mm
Carbon brush	1 719 PA1 407

## Scope of supply 0 601 1A1 0K3

Auxiliary handle
Chuck key
Carton box

## Impact drills

## ■ GSB 13 RE

Professional

Compact power – The most compact and powerful Impact drills in its class



## Technical data

Rated power input	600 W
No-load speed	0 - 2800 rpm
Weight without cable	1,7 kg
Chuck capacity	13 mm

## Drilling range

Drilling dia. in concrete	13 mm
Drilling dia. in wood	25 mm
Drilling dia. in steel	10 mm
Drilling dia. in masonry	15 mm

## Scope of supply 0 601 217 192

Auxiliary handle
Chuck key
5 drill bits set
Carrying case

## Impact drills

## ■ GSB 16 RE

Professional

Compact and powerful



## Technical data

Rated power input	701 W
No-load speed	0 - 3000 rpm
Weight without cable	1,9 kg
Chuck capacity	13 mm

## Drilling range

Drilling dia. in concrete	16 mm
Drilling dia. in wood	30 mm
Drilling dia. in steel	12 mm
Drilling dia. in masonry	18 mm
Carbon brush	2 607 014 013

## Scope of supply 0 601 218 191

Auxiliary handle
Chuck key
Carrying case

## Impact drills

## ■ GSB 13 RE

Professional

Compact power – The most compact and powerful Impact drills in its class



## User benefits:

- Robust and powerful 600 W motor
- Extremely handy: no bigger than a glove and 1.7 kg light
- Soft in line grip for a secure hold

For more details about  
GSB 13 RE check our How to  
video on our channel Bosch  
Professional Africa

# Adapted Accessories

## CYL-3 concrete drill bits

- Suitable for drilling holes in concrete, masonry and limestone
- Hammer resistant heavy duty drill bit, manufactured to ISO 5468, for all Impact drills
- Suitable for drilling holes for fixings
- Drill bit colour: silver-grey, sand-blasted



Product properties			Ordering information			
Diameter (D) mm	Working length (L1) mm	Total length (L2) mm	Part number	Pack quantity	Minimum order quantity	Barcode 3165140...
6,0	60	100	2 608 597 660	1	5	186728
8,0	80	120	2 608 597 663	1	5	186759
10,0	80	120	2 608 597 665	1	5	186773
12,0	90	150	2 608 597 667	1	5	186797
14	250	300	2 608 597 684	1	1	186964

## Impact drills

### GSB 19-2 RE

Professional

The fastest and most versatile tool in its class



HEAVY DUTY



Technical data	
Rated power input	850 W
No-load speed	0 - 1000 / 3000 rpm
Weight without cable	2,6 kg
Torque (soft screwdriving applications)	36,0 / 15,5 Nm

Drilling range	
Drilling dia. in concrete	18 mm
Drilling dia. in wood	40 mm
Drilling dia. in steel	13 mm
Drilling dia. in masonry	20 mm
Carbon brush	1 617 000 525

Scope of supply	
0 601 17B 501	Auxiliary handle
	Keyless chuck
	14 drill bits set
	Carrying case

## Impact drills

### GSB 21-2 RE

Professional

The most powerful tool in its class – for the toughest applications



HEAVY DUTY



Technical data	
Rated power input	1100 W
No-load speed	0 - 900 / 3000 rpm
Weight without cable	2,9 kg
Torque (soft screwdriving applications)	40,0 / 14,5 Nm

Drilling range	
Drilling dia. in concrete	22 mm
Drilling dia. in wood	40 mm
Drilling dia. in steel	16 mm
Drilling dia. in masonry	24 mm
Carbon brush	1 617 000 525

Scope of supply	
0 601 19C 600	Auxiliary handle
	Chuck key
	Carrying case

## Impact drills

### GSB 162-2 RE

Professional

Powerful in every application – even when diamond dry drilling



HEAVY DUTY



Technical data	
Rated power input	1500 W
No-load speed	0 - 750 / 2550 rpm
Weight without cable	4,8 kg
Torque (soft screwdriving applications)	50,0 / 14,5 Nm

Drilling range	
Drilling dia. in concrete	82 mm
Drilling dia. in wood	50 mm
Drilling dia. in steel	20 mm
Drilling dia. in masonry	162 mm
Carbon brush	2 604 321 947

Scope of supply	
0 601 18B 000	Auxiliary handle
	Keyed chuck 16 mm
	Chuck key
	Carrying case




# Adapted Accessories

## CYL-9 Natural Stone

- Suitable for drill holes in natural stone, concrete and masonry
- Carbide plate features sharp diamond-cutting edges for robust, impact-resistant drilling
- PGM guarantee in compliance with tight tolerances, exactly drilled holes and firm hold of fixings.

CYL-9 NaturalStone



Product properties			Ordering information			
Diameter (D) mm	Working length (L1) mm	Total length (L2) mm	Part number	Pack quantity	Minimum order quantity	Barcode 3165140...
6.0	90	150	2 608 589 550	1	5	805261
8.0	90	150	2 608 589 541	1	5	804226
10.0	80	120	2 608 589 548	1	5	804295
12.0	90	150	2 608 589 549	1	5	804301
14.0	90	150	2 608 589 544	1	5	804257

## CYL-9 Ceramic tile drill bits

- Suitable for all soft to medium density tiles, porcelain, ceramics and non-toughened glass
- Drill bit colour: white

Note: Use with low speeds and without impact. No cooling required



Product propertes		Ordering information			
Diameter (D) mm	Total length (L2) mm	Part number	Pack quantity	Minimum order quantity	Barcode 3165140...
6.0	80	2 608 587 161	1	5	599221
8.0	80	2 608 587 164	1	5	599252
10.0	90	2 608 587 165	1	5	599269
12.0	90	2 608 587 166	1	5	599276
14.0	90	2 608 587 167	1	5	599283
16.0	90	2 608 587 168	1	5	599290

## 5-piece CYL-9 Ceramic tile drill bit sets

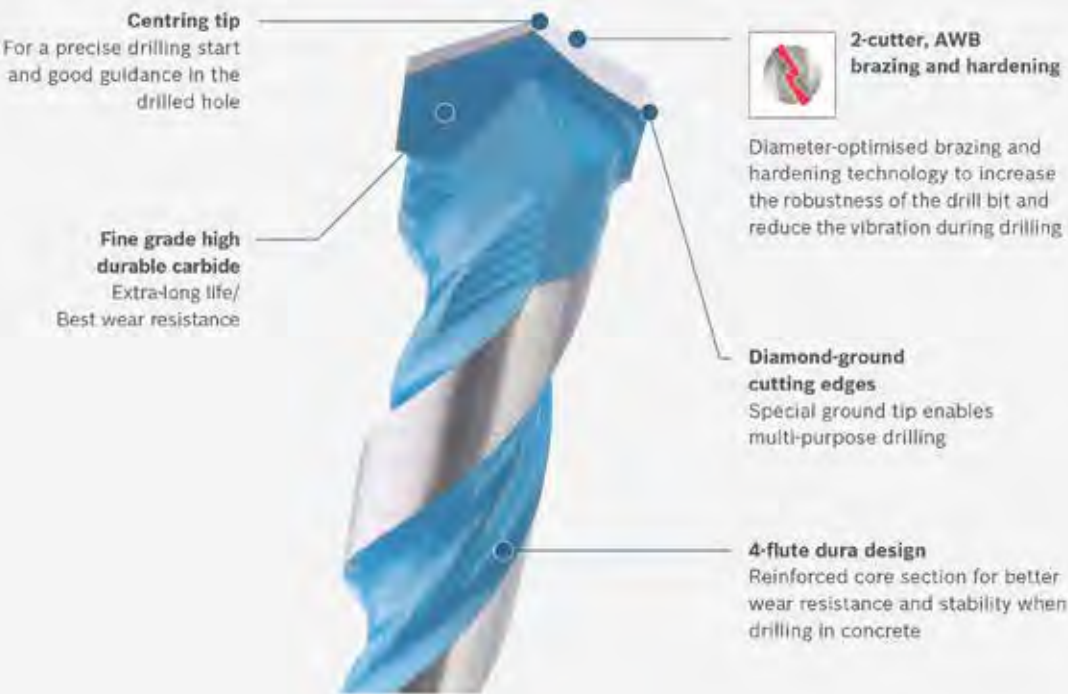


4,0	70	2 608 587 169	5	1	599306
5,0	70				
6,0	80				
8,0	80				
10,0	90				

# Adapted Accessories


## CYL-9 Multi Construction

Drilling in all kinds of materials



### CYL-9 Multi Construction multi-purpose drill bits

- Suitable for practically all materials in interior fitting work, e.g. concrete, masonry, brick, eternit, light building materials, multi-layer materials, ceramics and tiles, wood, plastic, sheet metals, aluminium
- Perfect results when drilling with or without impact
- Drill bit colour: blue, polished



Product properties			Ordering information			
Diameter (D) mm	Working length (L1) mm	Total length (L2) mm	Part number	Pack quantity	Minimum order quantity	Barcode 3165140...
4,0	40	75	2 608 596 050	1	5	044790
5,0	50	85	2 608 596 051	1	5	044806
6,0	60	100	2 608 596 053	1	5	044820
8,0	80	120	2 608 596 055	1	5	044851
10,0	80	120	2 608 596 057	1	5	044875
12,0	90	150	2 608 596 058	1	5	044882
14,0	200	250	2 608 596 065	1	1	044943

# Adapted Accessories



## Self Cut Speed spade bits

Extremely fast and clean holes

Excellent price/performance ratio and drilling accuracy: the cost-effective and fast alternative to auger bits

**Shaped spade**  
for fast chip removal



### Clean holes

new cutting geometry for clean and accurate drilling



### Innovative self-feeding threaded tip

for fast and accurate drilling with little exertion of force

### Self Cut Speed spade bit

- Suitable for soft and hard wood, light building materials and plasterboard
- Drills ten times faster than a standard spade bit
- The drill bit pulls itself into the wood effortlessly and extremely quickly due to its self-feeding threaded tip
- Bosch patented spade bit
- Manufactured in accordance with own factory standards from specially toughened steel
- 1/4" hex shank manufactured to ISO 1173 E6.3
- Drill bit colour: blue and polished steel



Product properties		Ordering information			
Diameter (D) mm	Total length (L2) mm	Part number	Pack quantity	Minimum order quantity	Barcode 3165140...
16	152	2 608 595 487	1	5	353021
18	152	2 608 595 489	1	5	353045
20	152	2 608 595 491	1	5	353069
22	152	2 608 595 492	1	5	353076
24	152	2 608 595 493	1	5	353083
25	152	2 608 595 494	1	5	353090
32	152	2 608 595 498	1	5	353137

# Adapted Accessories

## Self Cut Speed spade bit sets

- 7-piece Self Cut Speed spade bit set including extension (152 mm)



Product properties		Ordering information			
Diameter (D) mm		Part number	Pack quantity	Minimum order quantity	Barcode 3165140...
16.0	2 608 587 009	7	5	644396	
18.0					
20.0					
22.0					
25.0					
32.0					

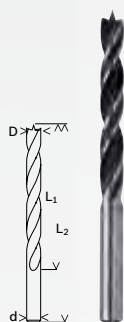
- 13-piece Self Cut Speed spade bit set including extension (152 mm)



Diameter (D) mm		Part number	Pack quantity	Minimum order quantity	Barcode 3165140...
10.0	2 608 587 010	13	5	644402	
12.0					
13.0					
14.0					
16.0					
18.0					
20.0					
22.0					
24.0					
25.0					
28.0					
30.0					
32.0					

## Brad point drill bits

- Suitable for hard and soft wood
- Drill bit with centring tip and shoulder cutter
- Drill bit colour: black, ground point
- Two flutes



Product properties				Ordering information			
Diameter (D) mm	Working length (L1) mm	Total length (L2) mm	Shank Diameter	Part number	Pack quantity	Minimum order quantity	Barcode 3165140...
6	57	93	6	2 608 596 303	1	5	059091
8	75	117	8	2 608 596 305	1	5	059114
10	80	120	10	2 608 596 307	1	5	059138
12	96	151	10	2 608 596 309	1	5	059152
14	96	151	10	2 608 596 311	1	1	059176
16	100	160	10	2 608 596 313	1	1	059190

## Brad point drill bits sets

- 8-piece wood drill bit set



Product properties			Ordering information			
Diameter (D) mm	Working length mm	Total length (L2) mm	Part number	Pack quantity	Minimum order quantity	Barcode 3165140...
3.0	30	B	2 607 010 533	8	1	446174
4.0	40					
5.0	45					
6.0	50					
7.0	60					
8.0	65					
10.0	75					



# Adapted Accessories

## Auger bit, hex shank

- Suitable for all soft and hard woods, even wet wood
- Ideal for use in ancillary building trade, for joiners and roofers
- Can be used in all drills with 13 mm chuck
- For through-holes, pre-drilling for rafter nails and for deep dowel holes
- Precision-ground for accurate dimensional stability when drilling
- Fast drilling rate due to optimised flute geometry
- High break resistance, fine surface finish



Product properties					Ordering information			
Diameter (D) mm	Working length (L1) mm	Total length (L2) mm	Width across flats (d) mm	Width across flats (d) inch	Part number	Pack quantity	Minimum order quantity	Barcode 3165140...
16	360	450	11,1	7/16	<b>2 608 597 644</b>	1	1	183536
18	360	450	11,1	7/16	<b>2 608 597 645</b>	1	1	183543
20	360	450	11,1	7/16	<b>2 608 597 646</b>	1	1	183550
22	360	450	11,1	7/16	<b>2 608 597 647</b>	1	1	183567
24	360	450	11,1	7/16	<b>2 608 597 648</b>	1	1	183574
26	360	450	11,1	7/16	<b>2 608 597 649</b>	1	1	183581
28	360	450	11,1	7/16	<b>2 608 597 650</b>	1	1	183598
30	360	450	11,1	7/16	<b>2 608 597 651</b>	1	1	183604

## HSS bi-metal holesaw set

- 9-piece holesaw set with 6 holesaws, 2 hexagon socket adapters including pilot drill bit, 1 hexagon nutsetter



Product properties		Ordering information			
Diameter (D) mm	Part number	Pack quantity	Minimum order quantity	Barcode 3165140...	
22 29 35 44 51 64	<b>2 607 018 389</b>	9	1	087759	

- 14-piece holesaw set with 11 holesaws, 2 hexagon socket adapters including pilot drill bit, 1 hexagon nutsetter



19 22 25 29 35 38 44 51 57 64 76	<b>2 607 018 390</b>	14	1	087766	
--	----------------------	----	---	--------	--

# Adapted Accessories

## HSS bi-metal holesaws for standard adapters

- Insertion end with both SDS-plus and hex shank



Product properties		Ordering information			
Diameter (D) mm	Diameter Inch	Part number	Pack quantity	Minimum order quantity	Barcode 3165140...
20	25/32	2 608 580 400	1	1	087421
22	7/8	2 608 580 402	1	1	087445
25	1	2 608 580 404	1	1	087452
30	1 3/16	2 608 580 407	1	1	087483
32	1 1/4	2 608 580 408	1	1	087490
35	1 3/8	2 608 580 410	1	1	087506
38	1 1/2	2 608 580 412	1	1	087513
40	1 9/16	2 608 580 413	1	1	087520
51	2	2 608 580 419	1	1	087575
54	2 1/8	2 608 580 421	1	1	087582
57	2 1/4	2 608 580 423	1	1	087599
64	2 1/2	2 608 580 426	1	1	087612
68	2 11/16	2 608 580 429	1	1	087636
76	3	2 608 580 432	1	1	087650
83	3 1/4	2 608 580 434	1	1	087674
89	3 1/2	2 608 580 436	1	1	087681
102	2	2 608 580 440	1	1	087711
152	6	2 608 580 448	1	1	096638

## Progressor holesaw sets

- 9-piece plumber holesaw set, bi-metal
- 6 holesaws, 2 hexagon socket adapters including pilot drill bit, 1 hexagon socket spanner



Product properties		Ordering information			
Diameter (D) mm	Part number	Part Quantity	Minimum order quantity	Barcode 3165140...	
19 22 29 38 44 57	2 608 580 803	9	1	279901	
20 25 32 38 51 64	2 608 580 804	9	1	641449	

- 9-piece electrician holesaw set, bi-metal
- 6 holesaws, 2 hexagon socket adapters including pilot drill bit, 1 hexagon socket spanner

# Adapted Accessories

## Progressor for Wood and Metal

For the toughest demands. Quickly and steadily through a wide variety of materials.

### Power-Change adapter

for fast and safe attachment and release of the pilot drill bit and holesaw, with just one click



for quick core removal.  
Unlock, tilt and press out

### Scope of range:

14 to 152 mm diameter



**Progressive tooth strip**  
for high cutting performance and fast chip clearance

**HSS bi-metal**  
with 8% cobalt alloy for extreme resilience and a long lifetime



### Progressor holesaws

- The cutting quality depends on the correct speed and the coolant used (see operating instructions).



Product properties		Ordering information			
Diameter (D) mm	Diameter Inch	Part number	Pack quantity	Minimum order quantity	Barcode 3165140...
22	7/8	2 608 584 618	1	1	262187
25	1	2 608 584 620	1	1	262200
32	1 1/4	2 608 584 624	1	1	262248
35	1 3/8	2 608 584 626	1	1	262262
40	1 9/16	2 608 584 629	1	1	262293
51	2	2 608 584 635	1	1	262354
64	2 1/2	2 608 584 642	1	1	262422
68	2 11/16	2 608 584 645	1	1	262453
105	4 1/8	2 608 584 657	1	1	262576



# Adapted Accessories

## Progressor holsaw sets

- 14-piece Progressor holsaw set
- 11 holesaws, 1 Power-Change adapter, 2 HSS-G pilot drill bits



Product properties		Ordering information			
Diameter (D) mm		Part number	Pack Quantity	Minimum order quantity	Barcode 3165140...
19	2 608 584 667	14	1	279871	
22					
25					
29					
35					
38					
44					
51					
57					
64					
76					

## Accessories for Progressor holesaws

- Power-Change adapter with 8 mm hex shank. With HSS-G pilot drill bit
- For holesaw diameter of 14-152 mm



-	2 608 584 674	1	1	262668
---	---------------	---	---	--------

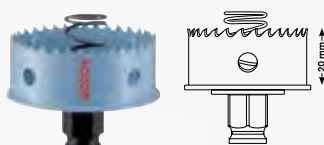
- Power-Change adapter with SDS-plus shank. With HSS-G pilot drill bit
- For holesaw diameter of 14-152 mm



-	2 608 584 675	1	1	262675
---	---------------	---	---	--------

## Sheet Metal holesaws

- The cutting quality depends on using the correct speed and coolant
- Ejection spring at diameter of 25 mm or more (16 - 22 mm diameter are without ejection spring!)



Product properties		Ordering information			
Diameter (D) mm	Diameter Inch	Part number	Pack quantity	Minimum order quantity	Barcode 3165140...
20	25/32	2 608 584 781	1	1	376020
30	1 3/16	2 608 584 787	1	1	376082
35	1 3/8	2 608 584 790	1	1	376112
48	1 7/8	2 608 584 795	1	1	376167
68	2 11/16	2 608 584 803	1	1	376242

# Adapted Accessories

## Accessories for holesaws with standard adapter

- Hex adapter with 5/8 -18UNF thread and HSS-G pilot drill bit (2 608 596 119)
- Width across flats 11 mm, for diameter 32 mm, 1 3/4 - diameter 210 mm, 8 9/32



Product properties		Total Length	Part number	Pack quantity	Minimum order quantity	Barcode 3165140...
		-	2 609 390 034	1	1	087780

- SDS-plus adapter with 1/2 -20UNF thread and HSS-G pilot drill bit (2 608 596 295) for diameter 14 mm, 9/16 - diameter 30 mm, 1 1/4



-	2 609 390 035	1	1	087797
---	---------------	---	---	--------

- SDS-plus adapter with 5/8 -18UNF thread and HSS-G pilot drill bit (2 608 596 295) for diameter 32 mm, 1 3/4 - diameter 210 mm, 8 9/32



-	2 609 390 036	1	1	087803
---	---------------	---	---	--------





# Bosch Electronic Cell Protection

The unique Electronic Cell Protection (ECP) protects the lithium-ion battery, ensuring a longer lifetime. This cell protection technology, that is exclusive to Bosch, provides many advantages to the battery.

- 1.** It protects from overloading by automatically shutting down once under high load.
- 2.** It protects from overheat by shutting the tool down to avoid excessive heat up.
- 3.** It protects from deep discharge by ensuring it is not deeply discharged to protect it against irreparable damage.



## Drills

# GBM 320

Professional

Compact offering for speedy and precision drilling

Technical data	
Rated power input	320 W
No-load speed	0 - 4 / 200 rpm
Weight without cable	1,0 kg
Chuck capacity	6,5 mm
Drilling range	
Drilling dia. in aluminium	8 mm
Drilling dia. in wood	13 mm
Drilling dia. in steel	6,5 mm
Carbon brush	1 619 PA4 619
Scope of supply	
0 601 1A4 5K0	
Chuck key	
Carton box	



### User benefits:

- Compactness: Shortest body length for easy and continuous handling
- Ergonomics: Light weight tool with comfortable inline grip, makes user's work less tedious on the jobsite
- Durability: Bosch quality and durability at attractive prices for price-sensitive tradesmen

## Impact drills

### GBM 1000

Professional

Powerful and reliable tool



Technical data	
Rated power input	350 W
No-load speed	0 - 2500 rpm
Weight without cable	1,2 kg
Chuck capacity	10 mm
Drilling range	
Drilling dia. in aluminium	13 mm
Drilling dia. in wood	20 mm
Drilling dia. in steel	10 mm
Carbon brush	1 619 P20 174
Scope of supply	
0 601 1A9 0K1	
Chuck key	
Carton box	

## Drills

### GBM 13-2 RE

Professional

The powerful and precise tool with 2 gears



HEAVY DUTY



Technical data	
Rated power input	750 W
No-load speed	0 - 1000 / 3000 rpm
Weight without cable	2,4 kg
Chuck capacity	13 mm
Drilling range	
Drilling dia. in aluminium	20 mm
Drilling dia. in wood	32 mm
Drilling dia. in steel	13 mm
Carbon brush	1 617 014 146
Scope of supply	
0 601 1B2 001	
Auxiliary handle	
Chuck key	
Carton box	

## Drills & Mixer

### GBM 1600 RE


Professional

Power and Convenience for mixing & drilling applications



HEAVY DUTY

Technical data	
Rated power input	850 W
No-load speed	0 - 630 rpm
Chuck capacity	1 - 16 mm
Max. torque	11,0 Nm
Carbon brush	1 619 PA7 827
Scope of supply	
0 601 1B0 0K0	
Auxiliary handle	
Chuck key	
Carton box	



# Adapted Accessories

## Tapered arbor

- Morse taper
- MT 2 to 5/8 for use of chucks with capacity of up to 16 mm, 5/8 -16 UNF
- Appropriate for GBM 23-2; GBM 23-2 E; GBM 32-4 Professional



Part number	Pack quantity	Minimum order quantity	Barcode 3165140...
Ordering information			
1 603 115 004	1	1	

## Keyed chuck up to 16 mm



Replacement key	Forward/reverse rotation	Locking mechanism	Bench-mounted drill	Drill	Impact drills	Cordless drill	Cordless Impact drills	Cordless screwdriver	Chuck capacity from to mm	Mount, range	Illustration, No.	Part number	Pack quantity	Minimum order quantity	Barcode 3165140...
Product properties												Ordering information			
A	-	-	-	-	-	-	-	-	3 - 16	5/8" - 16	1	1 608 571 056	1	1	47241

## Drill

### GBM 32-4

Professional

The most powerful model with 1500 watts



HEAVY DUTY



#### Technical data

Rated power input	1500 W
No-load speed	210 / 330 / 470 / 740 rpm
Weight without cable	7,3 kg
Drill spindle connecting thread	MK 3 - DIN 228

#### Drilling range

Drilling dia. in aluminium	50 mm
Drilling dia. in wood	70 mm
Drilling dia. in steel	32 mm

Scope of supply 0 601 130 203

 Auxiliary handle  
 Carrying case

## Magnetic drill & stand

### GMB 32

Professional

Good holding power for safe working



HEAVY DUTY

#### Technical data

Rated power input	95 W
Clamping flange diameter	65 mm
Magnet retention force	25 kN
Working length, Z-axis	223 mm

#### Drilling performance with GBM 32-4

Twist drill bit diameter	32 mm
Core cutter dia.	12 - 60 mm
Weight without cable	26,0 kg

Scope of supply 0 601 193 003

Carrying case

For more details about GBM 32-4 check our How to video on our channel Bosch Professional Africa

# Adapted Accessories

## Reducing sleeve

- Reduction sleeve
- MT 2 to MT 1
- Appropriate for GBM 23-2; GBM 23-2 E; GBM 32-4 Professional



Part number	Pack quantity	Minimum order quantity	Barcode 3165140...
1 608 598 028	1	1	56397

## Metal drill bits HSS-G, DIN 338

- Twist drill bit made of high speed steel manufactured to DIN 338
- Right-hand cutting twist drill bit, Type N, 118° drill bit tip, diameter tolerance h 8
- Rolled spiral flute with ground point, vapour-plated
- Shank equal to drill bit diameter, drill bit colour: black
- Two-cutter, cylindrical, two flutes

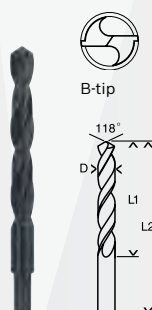
Note: Use the universal cutting oil 2 607 001 409 when working with HSS-R metal drill bits

Diameter (D) mm	Working length (L1) mm	Total length (L2) mm	Part number	Pack quantity	Minimum order quantity	Barcode 3165140...
Product properties			Ordering information			
1	12	34	2 608 595 049	10	1	290494
2	24	49	2 608 595 051	10	1	290517
3	33	61	2 608 595 055	10	1	290555
3.5	39	70	2 608 595 058	10	1	290586
4.0	43	75	2 608 595 059	10	1	290593
4.5	47	80	2 608 595 061	10	1	290616
5.0	52	86	2 608 595 062	10	1	290623
5.5	57	93	2 608 595 064	10	1	290647
5.8	57	93	2 608 595 065	10	1	290654
6.0	57	93	2 608 595 066	10	1	290661
6.5	63	101	2 608 595 068	10	1	290685
7	69	109	2 608 595 070	10	1	290708
7.5	69	109	2 608 595 071	10	1	290715
8.0	75	117	2 608 595 072	5	1	290722
8.5	75	117	2 608 595 073	5	1	290739
9	81	125	2 608 595 075	5	1	290753
10	87	133	2 608 595 077	5	1	290777
10.5	87	133	2 608 595 078	5	1	290784
11	94	142	2 608 595 079	5	1	290791
11.5	94	142	2 608 595 080	5	1	290807
12	101	151	2 608 595 081	5	1	290814
13.0	101	151	2 608 595 083*	5	1	290838
14	108	160	2 608 585 593	4	1	478786
15	114	169	2 608 585 594	4	1	478793
16	120	178	2 608 585 595	4	1	478809



## Metal drill bits HSS-R, DIN 338 with reduced shank

- Twist drill bit made of high speed steel manufactured to DIN 338
- Right-hand cutting twist drill bit, Type N, 118° drill bit tip, diameter tolerance h 8
- Rolled spiral flute with ground point, vapour-plated
- Shank is smaller than drill bit diameter, drill bit colour: black
- Two-cutter, cylindrical, two flutes



Diameter (D) mm	Working length (L1) mm	Total length (L2) mm	Shank diameter (d) mm	Part number	Pack quantity	Minimum order quantity	Barcode 3165140...
Product properties				Ordering information			
16	120	178	12	2 608 596 656	1	1	085625
18	130	191	12	2 608 596 659	1	1	085656
20	140	205	12	2 608 596 663	1	1	085670



# Adapted Accessories

## Metal drill bit sets HSS-Co

### (cobalt alloy), DIN 338

- 19-piece ProBox metal drill bit set HSS-Co (cobalt alloy), DIN 338



Product properties	Ordering information			
	Diameter mm	Part number	Pack quantity	Minimum order quantity Barcode 3165140...
1-10		2 608 587 014	19	1 689786

## Metal drill bit sets HSS-TiN (titanium coating)

- Metal drill bit sets HSS-Co (cobalt alloy), DIN 338



1-10	2 608 587 015	19	1	689793
------	---------------	----	---	--------

## Probox HSS-R, 1-13 mm

- 25-piece HSS-R ProBox metal drill bit set, DIN 338



1-13	2 608 587 016	25	1	689809
------	---------------	----	---	--------

## Probox HSS-G, 1-13 mm

- 25-piece HSS-G ProBox metal drill bit set, DIN 338, 135°



1-13	2 608 587 017	25	1	689816
------	---------------	----	---	--------

## Probox HSS-G, 1-13 mm

- 25-piece HSS-G ProBox metal drill bit set, DIN 338, 135°



1-13	2 608 587 018	25	1	689823
------	---------------	----	---	--------

## Metal drill bit sets HSS-TiN

- 5-piece ProBox metal drill bit set HSS-TiN (titanium coating)



1-13	2 608 587 019	25	1	689830
------	---------------	----	---	--------

# GBH 2000

Professional

## Power and speed in a compact combination

### Technical data

Rated power input	600 W
Impact energy	0 - 1,7 J
Impact rate at rated speed	0 - 4400 bpm
Rated speed	0 - 1400 rpm

### Drilling range

Drilling dia. concrete, hammer drill bits	4 - 20 mm
Max. drilling diameter masonry, core cutters	68 mm
Max. drilling diameter steel	13 mm
Max. drilling diameter wood	30 mm
Carbon brush	1 619 P01 777

Scope of supply	0 611 25A 4K6
	Carrying case



### User benefits:

- Robust block - pot, stacked construction for superior reliability and durability
- Enhanced versatility for common chiseling tasks
- Compact and 2.3 kg for comfortable and handy operation. Suitable for overhead applications

# GBH 2-24 DRE

Professional

The new standard in concrete drilling!



**HEAVY DUTY**




### Technical data


Rated power input	790 W
Impact energy	2,7 J
Impact rate at rated speed	0 - 4200 bpm
Rated speed	0 - 930 rpm

### Drilling range

Drilling dia. concrete, hammer drill bits	4 - 24 mm
Max. drilling diameter masonry, core cutters	68 mm
Max. drilling diameter steel	13 mm
Max. drilling diameter wood	30 mm
Carbon brush	1 617 000 525

Scope of supply	0 611 272 1K0
	Carrying case





# Adapted Accessories

## Hammer drill bit SDS-plus-1

- Suitable for masonry and concrete
- Appropriate for all Rotary hammers with SDS-plus holder

te  
ers

Product properties			Ordering information			
Diameter (D) mm	Working length (L1) mm	Total length (L2) mm	Part number	Pack quantity	Minimum order quantity	Barcode 6949509...
Pack of 1						
6.00	100	160	2 608 680 263	1	5	205827
5.00	150	210	2 608 680 264	1	5	205834
8.00	100	160	2 608 680 270	1	5	205896
10.00	100	160	2 608 680 273	1	5	205926
12.00	100	160	2 608 680 277	1	5	205964
12.00	150	210	2 608 680 278	1	5	205971
12.00	200	260	2 608 680 279	1	5	205988
12.00	400	460	2 608 680 280	1	5	205995
14.00	200	260	2 608 680 283	1	5	206022
14.00	400	460	2 608 680 284	1	5	206039



## Rotary hammers SDS-Plus

### GBH 2600

Professional

The powerful all-rounder with quick-change chuck for daily use



HEAVY DUTY



Technical data	
Rated power input	720 W
Impact energy	2.7 J
Impact rate at rated speed	0 - 4000 bpm
Rated speed	0 - 900 rpm
Drilling range	
Drilling dia. concrete, hammer drill bits	4 - 26 mm
Max. drilling diameter masonry, core cutters	68 mm
Max. drilling diameter steel	13 mm
Max. drilling diameter wood	30 mm
Carbon brush	1 617 000 525
Scope of supply	
0 611 254 803	
Carrying case	
Quick change chuck	

## Rotary hammers SDS-Plus

### GBH 2-26 DRE

Professional

The fast all-rounder for daily use



HEAVY DUTY



Technical data	
Rated power input	800 W
Impact energy	2.7 J
Impact rate at rated speed	0 - 4000 bpm
Rated speed	0 - 900 rpm
Drilling range	
Drilling dia. concrete, hammer drill bits	4 - 26 mm
Max. drilling diameter masonry, core cutters	68 mm
Max. drilling diameter steel	13 mm
Max. drilling diameter wood	30 mm
Carbon brush	1 617 000 525
Scope of supply	
0 611 253 703	
Carrying case	

## Rotary hammers SDS-Plus

### GBH 2-28

Professional

Top performance with intelligent KickBack Control



HEAVY DUTY



Technical data	
Rated power input	880 W
Impact energy	3.2 J
Impact rate at rated speed	0 - 4000 bpm
Rated speed	0 - 900 rpm
Drilling range	
Drilling dia. concrete, hammer drill bits	4 - 28 mm
Max. drilling diameter masonry, core cutters	68 mm
Max. drilling diameter steel	13 mm
Max. drilling diameter wood	30 mm
Carbon brush	1 619 PA4 619
Scope of supply	
0 611 267 500	
Carrying case	



## Rotary hammers SDS-Plus

### GBH 2-28 DFV

Professional

The most powerful tool in its class



HEAVY DUTY



Technical data	
Rated power input	850 W
Impact energy	3.2 J
Impact rate at rated speed	0 - 4000 bpm
Rated speed	0 - 900 rpm

Drilling range	
Drilling dia. concrete, hammer drill bits	4 - 28 mm
Max. drilling diameter masonry, core cutters	68 mm
Max. drilling diameter steel	13 mm
Max. drilling diameter wood	30 mm
Carbon brush	1 617 000 525

Scope of supply	0 611 267 200
Carrying case	
Quick change chuck	

## Rotary hammers SDS-Plus

### GBH 3-28 DFR

Professional

Top performance with low vibration



HEAVY DUTY



Technical data	
Rated power input	800 W
Impact energy	3.1 J
Impact rate at rated speed	0 - 4000 bpm
Weight	3,6 kg

Drilling range	
Drilling dia. concrete, hammer drill bits	4 - 28 mm
Opt. appl. range concrete, hammer drill bits	12 - 18 mm
Max. drilling diameter masonry, core cutters	82 mm
Max. drilling diameter steel	13 mm
Max. drilling diameter wood	30 mm
Carbon brush	1 614 321 079

Scope of supply	0 615 990 DW1
Quick change chuck	
Carrying case	

## Cordless rotary hammers

### GBH 36 VF-LI PLUS

Professional

Endless power and absolute control



HEAVY DUTY



Technical data	
Max. impact energy	3,2 J
Rated speed	0 - 940 rpm
Battery voltage	36 V
Weight incl. battery	4,6 kg

Drilling range	
Drilling dia. concrete, hammer drill bits	4 - 28 mm
Opt. appl. range concrete, hammer drill bits	8 - 18 mm
Max. drilling diameter in steel	13 mm
Max. drilling diameter in wood	30 mm

Scope of supply	0 611 907 003
2 Batteries & chargers 36 V 4.0 Ah	
Quick change chuck	
Carrying case	
Fast charger AL 3680 CV	

## Rotary hammers SDS-Plus

### GBH 4-32 DFR

Professional

The fastest multi-hammers in the 4kg class



HEAVY DUTY



Technical data	
Rated power input	900 W
Impact rate at rated speed	0 - 3600 bpm
Impact energy	4.2 J
Weight	4,7 kg

Drilling range	
Drilling dia. concrete, hammer drill bits	6 - 32 mm
Opt. appl. range concrete, hammer drill bits	14 - 25 mm
Max. drilling diameter masonry, core cutters	90 mm
Max. drilling diameter steel	13 mm
Max. drilling diameter wood	32 mm
Carbon brush	1 614 321 079


Scope of supply	0 615 990 DV8
Quick change chuck	
Carrying case	

## Stirrers

### GRW 12 E

Professional

The compact tool for mixing various materials of up to 50kg



HEAVY DUTY



Technical data	
Rated power input	1200 W
No-load speed	0 - 1000 rpm
Weight	5,3 kg
Rated speed	0 - 620 rpm
Carbon brush	1 607 014 17A

Scope of supply	0 601 1A7 000
Stirrers basket 140 mm diameter	
Carton box	



### Comfortable working

Thanks to low vibration by adding rubber mounting/loam padding to the handles



For more details about GBH 4-32 DFR check our How to video on our channel Bosch Professional Africa

# Adapted Accessories



## SDS-plus-5X

Efficient drilling and resistant to rebar

**Centering tip**  
for a deep and stable centering

**4-cutter**  
The 4-cutter geometry prevents jamming in rebar. The drill bit tip does not break off.

**4-flute design**  
Fast dust removal for higher drilling speed and less wear.

Unique “**turn-angle**” head **design** in combination with **large and short dust removal channels** provide fast dust removal and highest drilling speed without any robustness lost

### Hammer drill bit SDS-plus-5X


- Suitable for masonry, concrete and reinforced concrete
- Appropriate for all Rotary hammers with SDS-plus holder



Product properties			Ordering information			
Diameter (D) mm	Working length (L1) mm	Total length (L2) mm	Part number	Pack quantity	Minimum order quantity	Barcode 6949509...
Pack of 1						
5.00	100	160	2 608 833 772	1	10	223258
6.00	100	160	2 608 833 778	1	10	223319
6.00	150	210	2 608 833 779	1	10	223326
6.00	200	260	2 608 833 780	1	10	223333

# Adapted Accessories

## Hammer drill bit SDS-plus-5X



Product properties			Ordering information			
Diameter (D) mm	Working length (L1) mm	Total length (L2) mm	Part number	Pack quantity	Minimum order quantity	Barcode 6949509...
Pack of 1						
8.00	100	160	<b>2 608 833 789</b>	1	10	223425
8.00	150	210	<b>2 608 833 790</b>	1	10	223432
8.00	200	260	<b>2 608 833 791</b>	1	10	223449
8.00	400	460	<b>2 608 833 794</b>	1	5	223470
10.00	100	160	<b>2 608 833 798</b>	1	10	223517
10.00	150	210	<b>2 608 833 799</b>	1	10	223524
10.00	200	260	<b>2 608 833 800</b>	1	10	223531
10.00	400	460	<b>2 608 833 803</b>	1	5	223562
12.00	100	160	<b>2 608 833 807</b>	1	10	223609
12.00	150	210	<b>2 608 833 808</b>	1	10	223616
12.00	200	260	<b>2 608 833 809</b>	1	10	223623
12.00	400	460	<b>2 608 833 812</b>	1	5	223654
14.00	100	160	<b>2 608 833 816</b>	1	10	223692
14.00	200	260	<b>2 608 833 818</b>	1	10	223715
16.00	150	210	<b>2 608 833 825</b>	1	10	223784
16.00	250	310	<b>2 608 833 827</b>	1	5	223807
16.00	400	460	<b>2 608 833 829</b>	1	5	223821

## SDS-Plus chisels

- Tile chisel, angled, self-sharpening,
- Long Life with 30% higher material removal rate



### Flat chisel SDS-plus 250 x 20 mm

- Flat chisel



### Pointed chisel SDS-plus 250 mm

- Flat chisel



### Flat chisel SDS-plus 250 x 20 mm

- Flat chisel, Long Life with 30% longer lifetime and 15% higher material removal rate



Product properties		Ordering information			
Total length mm	Chisel cutting edge mm	Part number	Pack quantity	Minimum order quantity	Barcode 3165140...
260	40	<b>2 608 690 091</b>	1	1	328012
250	20	<b>2 608 690 144</b>	1	1	506472
250	-	<b>2 608 690 145</b>	1	1	506489
250	20	<b>2 609 390 394</b>	1	1	308908

# Adapted Accessories

## Keyed chucks up to 16 mm



Product properties										Ordering information					
Replacement key	Forward/reverse rotation	Locking mechanism	Bench-mounted drill	Drill	Impact drills	Cordless drill	Cordless Impact drills	Cordless screwdriver	Chuck capacity from to mm	Mount, range	Illustration, No.	Part number	Pack quantity	Minimum order quantity	Barcode 6949509...
A	•	•	•	•					3 – 16 5/8" – 16	1	1 608 571 056	1	1	1	047241

## Keyed chucks up to 13 mm



D	•	•	•	•					1.5 – 13	1/2" – 20	1	1 608 571 062	1	1	002639
---	---	---	---	---	--	--	--	--	----------	-----------	---	---------------	---	---	--------

## Keyless chuck with adapter 1,5-13 mm, SDS-plus

- Keyless chuck with adapter
- **Appropriate for** GBH 2-24 DF; GBH 2-26 DFR; GBH 2-28 DFV; GBH 3-28 DFR; GBH 4-32 DFR; GBH 36 VF-LI Professional



Product properties		Ordering information				
Mount, range	Chuck capacity from to mm	Part number	Pack quantity	Minimum order quantity	Barcode 6949509...	
SDS	1.5 – 13	2 608 572 212	1	1	336925	

## SDS-plus keyless chuck SDS-plus

- SDS-plus keyless chuck
- **Appropriate for** GBH 2-24 DF; GBH 2-26 DFR; GBH 2-28 DFV; GBH 3-28 DFR; GBH 4-32 DFR; GBH 36 VF-LI Professional



SDS	SDS-plus	2 608 572 213	1	1	336932
-----	----------	---------------	---	---	--------




Rotary hammers SDS-Max

■ GBH 5-40 D

Professional

The powerful hammer with  
fastest drilling progress in its class



HEAVY  
DUTY



Technical data

Rated power input	1100 W
Impact rate at rated speed	1500 - 2900 bpm
Impact energy	8.5 J
Weight	6,8 kg

Drilling range

Drilling dia. concrete, hammer drill bits	12 - 40 mm
Max. drilling diameter masonry, core cutters	90 mm
Max. drilling diameter concrete	40 mm
Carbon brush	1 614 321 079

Scope of supply 0 611 269 000

Carrying case

Rotary hammers SDS-Max

■ GBH 5-40 DCE

Professional

The fast all-rounder with  
Vibration Control



HEAVY  
DUTY



Technical data

Rated power input	1150 W
Impact rate at rated speed	1500 - 3050 bpm
Impact energy	8.8 J
Weight	6,8 kg

Drilling range

Drilling dia. concrete, hammer drill bits	12 - 40 mm
Opt. appl. range concrete, hammer drill bits	18 - 32 mm
Max. drilling diameter concrete	40 mm
Max. drilling diameter masonry, core cutters	90 mm
Carbon brush	1 617 014 144

Scope of supply 0 611 264 000

Carrying case



For more details about  
GBH 5-40 DCE check  
our How to video on  
our channel Bosch  
Professional Africa



# Adapted Accessories



## SDS-max-7 Highest drilling speed

**activeteq**  
Active centring tip  
for active cutting in  
concrete




**Fine grade high durable carbide**  
Extra-long life/  
Best wear resistance

**Wear  
mark**



The visibility of the wear  
mark indicates if the hole  
diameter is still in tolerance  
for metal anchor setting

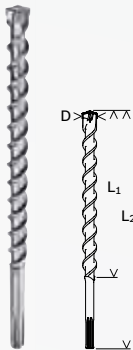


**4-cutter; solid carbide**  
Extremely robust and aggressive solid  
carbide S-cutter and inclined side  
cutters for an aggressive drilling rate

**2 + 2 flute design**  
Vibration-optimised flute design for  
the best power transfer and speed

### Hammer drill bit SDS-max-7

- Suitable for concrete and reinforced concrete, limestone, masonry
- For use in Rotary hammers with SDS-max holder
- Working lengths of 200, 400, 600, 800 and 1200 mm
- 12 to 15 mm diameter bits are two-cutters
- Reusable packaging

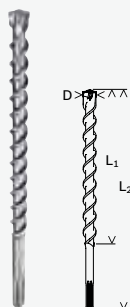


Product properties			Ordering information			
Diameter mm	Working length (L1) mm	Total length (L2) mm	Part number	Pack quantity	Minimum order quantity	Barcode 3165140....
12	200	340	2 608 586 738	1	1	564625
12	400	540	2 608 586 739	1	1	564632
14	200	340	2 608 586 744	1	1	564687
14	400	540	2 608 586 745	1	1	564694
16	200	340	2 608 586 751	1	1	564755
16	400	540	2 608 586 752	1	1	564762
18	200	340	2 608 586 758	1	1	564823
18	400	540	2 608 586 759	1	1	564830
20	200	320	2 608 586 765	1	1	565493
22	400	520	2 608 586 771	1	1	565554
24	400	520	2 608 586 776	1	1	565608

# Adapted Accessories

## Hammer drill bit SDS-max-7

- Suitable for concrete and reinforced concrete, limestone, masonry
- For use in Rotary hammers with SDS-max holder
- Working lengths of 200, 400, 600, 800 and 1200 mm
- 12 to 15 mm diameter bits are two-cutters
- Reusable packaging



Diameter mm	Working length (L1) mm	Total length (L2) mm	Part number	Pack quantity	Minimum order quantity	Barcode 3165140...
Product properties			Ordering information			
25	400	520	<b>2 608 586 778</b>	1	1	565622
26	400	520	<b>2 608 586 783</b>	1	1	565660
28	400	520	<b>2 608 586 785</b>	1	1	565684
30	400	520	<b>2 608 586 790</b>	1	1	565738
32	400	520	<b>2 608 586 792</b>	1	1	565752
35	400	520	<b>2 608 586 796</b>	1	1	565790
40	400	520	<b>2 608 586 802</b>	1	1	565844

## Hammer drill bit SDS-max-4

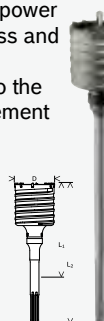
- Suitable for concrete and masonry
- For use in Rotary hammers with SDS-max holder



16	400	540	<b>2 608 685 861</b>	1	1	564120
18	400	540	<b>2 608 685 863</b>	1	1	564144
20	400	520	<b>2 608 685 865</b>	1	1	564168
22	400	520	<b>2 608 685 867</b>	1	1	564182
25	400	520	<b>2 608 685 869</b>	1	1	564205
28	400	520	<b>2 608 685 871</b>	1	1	564236
30	400	520	<b>2 608 685 873</b>	1	1	564250
32	400	520	<b>2 608 685 875</b>	1	1	564274
35	400	520	<b>2 608 685 876</b>	1	1	564281
40	400	520	<b>2 608 685 877</b>	1	1	564298

## SDS-max-9 Core Cutters, one-piece

- Suitable for concrete, masonry and limestone
- One-piece design guarantees optimum transfer of the machine's power
- Aggressive work progress and simultaneously very quiet during operation thanks to the asymmetric teeth arrangement



45	420	550	6	<b>F 00Y 145 189</b>	1	1	145527
50	420	550	6	<b>F 00Y 145 191</b>	1	1	145541
68	420	550	6	<b>F 00Y 145 195</b>	1	1	145589

## Drill bit adapters for drill bits



Shank	For drill bit shank	Part number	Pack quantity	Minimum order quantity	Barcode 3165140...
Product properties		Ordering information			
SDS-max	SDS-plus	<b>1 618 598 159</b>	1	1	033435

## Rotary hammers SDS-Max

### GBH 8-45 DV

Professional

Powerful 1500 watts and low vibration


**HEAVY DUTY**


#### Technical data

Rated power input	1500 W
Impact energy	12,5 J
Impact rate at rated speed	1380 - 2760 bpm
Rated speed	0 - 305 rpm

#### Drilling range

Drilling dia. concrete, hammer drill bits	12 - 45 mm
Opt. appl. range concrete, hammer drill bits	20 - 40 mm
Drilling dia. concrete, breakthrough drill bits	80 mm
Drilling diameter in concrete with core cutters	125 mm
Carbon brush	1 617 014 145

Scope of supply 0 611 265 000

Carrying case

## Rotary hammers SDS-Max

### GBH 12-52 DV

Professional

The most powerful Rotary hammers from Bosch - with Vibration Control


**HEAVY DUTY**


#### Technical data

Rated power input	1700 W
Impact energy	19 J
Impact rate at rated speed	1750 - 2150 bpm
Rated speed	0 - 220 rpm

#### Drilling range

Drilling dia. concrete, hammer drill bits	12 - 52 mm
Opt. appl. range concrete, hammer drill bits	30 - 50 mm
Drilling dia. concrete, breakthrough drill bits	80 mm
Drilling diameter in concrete with core cutters w	150 mm
Carbon brush	1 607 000 C3Z

Scope of supply 0 611 266 000

Carrying case



### Comfortable working

Thanks to low vibration by adding rubber mounting/loam padding to the handles

## Demolition hammers SDS-Max

### GSH 5

Professional

Longest lifetime in class with power that impresses


**HEAVY DUTY**


#### Technical data

Rated power input	1100 W
Impact energy	7,5 J
Impact rate at rated speed	2850 bpm
Weight	5,6 kg
Carbon brush	1 617 014 138

Scope of supply 0 611 337 000

1 x Pointed chisel

Carrying case

## Demolition hammers SDS-Max

### GSH 11 E

Professional

The specialist tool for breakthroughs and demolition work


**HEAVY DUTY**


#### Technical data

Rated power input	1500 W
Impact energy	16.8 - 25 J
Impact rate at rated speed	900 - 1890 bpm
Weight	10,1 kg
Carbon brush	1 617 014 126

Scope of supply 0 611 316 703

1 x flat chisel

Carrying case

## Demolition hammers SDS-Max

### GSH 11 VC

Professional

The most powerful 11kg Breakers from Bosch


**HEAVY DUTY**


#### Technical data

Rated power input	1700 W
Impact energy	23 J
Impact rate at rated speed	900 - 1700 bpm
Weight	11,4 kg
Carbon brush	1 617 000 750

Scope of supply 0 611 336 000

1 x Pointed chisel

Carrying case



# ADAPTED ACCESSORIES

## Chisels with SDS-max shank

- Spade chisel, self-sharpening, Long Life with 30% higher material removal rate



Total length mm	Chisel cutting edge mm	Part number	Pack quantity	Minimum order quantity	Barcode 3165140...
Product properties		Ordering information			

350	50	<b>2 608 690 097</b>	1	2	397315
-----	----	----------------------	---	---	--------

- RTec Sharp flat chisel, self-sharpening, Long Life with 100% higher material removal rate



400	25	<b>2 608 690 124</b>	1	1	460385
400	25	<b>2 608 690 166</b>	10	1	530200

- Flat Chisel



400	25	<b>2 608 690 141</b>	1	1	506441
400	25	<b>2 608 690 125</b>	10	1	462723

- PointedChisel



400	-	<b>2 608 690 142</b>	1	1	506458
400	-	<b>2 608 690 128</b>	10	1	462754

- RTec Speed pointed chisel, self-sharpening with 30% higher material removal rate



400	-	<b>2 608 690 167</b>	1	1	533621
400	-	<b>2 608 690 168</b>	10	1	533638

## Breakers

### GSH 16-28

Professional

Extreme power for 13 tons of material removal per day



HEAVY DUTY

Technical data	
Rated power input	1750 W
Impact energy	41 J
Impact rate at rated speed	1300 bpm
Weight	17,9 kg
Tool holder	28 mm HEX
Carbon brush	1 617 014 143
Scope of supply	0 611 335 000
	1 x Pointed chisel
	Carrying case

## Breakers

### GSH 27 VC

Professional

The most powerful electric Breakers from Bosch



HEAVY DUTY

Technical data	
Rated power input	2000 W
Impact energy	62 J
Impact rate at rated speed	1000 bpm
Weight	29,5 kg
Tool holder	28 mm HEX
Carbon brush	1 617 000 425
Scope of supply	0 611 30A 000
	Carton box



For more details about GSH 27 VC check our How to video on our channel Bosch Professional Africa

# ADAPTED ACCESSORIES

## Chisels with 28 mm hex shank

- Pointed chisel



Product properties		Ordering information				
Total length mm	Chisel cutting edge mm	Dimensions mm	Part number	Pack quantity	Minimum order quantity	Barcode 3165140...
520	-	-	1 618 600 019	1	1	042543

- Flat Chisel



400		35		-		2 608 690 108		1		1		426015	
520		35		-		1 618 600 206		1		1		042550	

- Pointed chisel, self-sharpening



400		-		-		2 608 690 106		1		1		425995	
-----	--	---	--	---	--	---------------	--	---	--	---	--	--------	--

## Chisels with 30 mm hex shank

- Pointed chisel, self-sharpening



400		-		-		2 608 690 111		1		1		426046	
-----	--	---	--	---	--	---------------	--	---	--	---	--	--------	--

- Flat chisel



400		35		-		2 608 690 112		1		1		426053	
-----	--	----	--	---	--	---------------	--	---	--	---	--	--------	--

## Transport cart

- Appropriate for USH/GSH 27 Professional



-		-		-		1 610 795 007		1		1		042642	
---	--	---	--	---	--	---------------	--	---	--	---	--	--------	--





# GDB 350 WE

Professional

**Domination in concrete – drill holes of up to 350 mm in diameter**

## Technical data

Rated power input	3.200 W
Weight without cable	11,9 kg
No-load speed	420/820/1250 rpm
Drilling range	350 mm
Tool holder	1 1/4" UNC

## Drilling range, bench-mounted

Concrete, possible range	350 mm
--------------------------	--------

## Scope of supply

Water coupling
Carton box

**HEAVY  
DUTY**


## User benefits:

- 3200 watt motor and 3-speed gearbox for core drilling up to 350 mm in reinforced concrete
- Long lifetime due to robust design and gearbox with oil-bath lubrication
- Stand-mounted drilling in a system with GCR 350 drill stand (part number 0 601 190 200)

## Diamond drill

## GDB 180 WE

Professional

**The compact powerhouse for drilling holes of up to 180 mm in concrete**


**HEAVY  
DUTY**

## Technical data

Rated power input	2.000 W
Weight without cable	5,2 kg
No-load speed	900 – 3 rpm
Drilling range	180 mm
Tool holder	1 1/4" UNC

## Drilling range, bench-mounted

Concrete, possible range	180 mm
--------------------------	--------

## Scope of supply

Adapter dust extraction
Carrying case

## Diamond drill stand

## GCR 180

Professional

**Suitable for GDB 180 WE diamond drill**


**HEAVY  
DUTY**

## Technical data

Drilling diameter	180 mm
Working length, Z-axis	455 mm
Drill stroke	514 mm
Weight	9,5 kg

## Scope of supply

Carton box
------------

## Diamond drill stand

## GCR 350

Professional

**Suitable for GDB 350 WE diamond drill**


**HEAVY  
DUTY**

## Technical data

Drilling diameter	350 mm
Working length, Z-axis	550 mm
Drill stroke	580 mm
Weight	12,6 kg

## Scope of supply

Adapter for diamond drill GDB 350 WE
Carton box



# Adapted Accessories

## Wet core cutters

Ideal for drilling in concrete and reinforced concrete



### Special segment shape

Speed Stripes roof segment for particularly high drilling speed, faster centring, faster drilling starts, long lifetime, better drilling dust removal, less vibration, less friction

**10 mm** segment height  
at 12 to 47 mm diameter

G 1/2 fitting  
12 to 47 mm diameter

1 1/4 UNC fitting  
52 to 300 mm diameter

**11.5 mm** segment height  
at 52 to 300 mm diameter

### Diamond wet core cutters G 1/2 and 1 1/4 UNC Best for Concrete

- Universal segment for concrete. Very high cutting performance and long life.

Note: can only be used in machines designed for wet drilling. Use Bosch extractor GAS 35 M AFC or GAS 55 M AFC Professional for extraction.



Product properties				Ordering information			
Diameter (D) mm	Working length	Number of segments	Segment height mm	Part number	Pack quantity	Minimum order quantity	Barcode 3165140...
24	300	Ring	10	<b>2 608 601 349</b>	1	1	595490
52	450	5	11,5	<b>2 608 601 359</b>	1	1	595599
82	450	7	11,5	<b>2 608 601 364</b>	1	1	595643
102	450	9	11,5	<b>2 608 601 366</b>	1	1	595667
112	450	9	11,5	<b>2 608 601 368</b>	1	1	595681
122	450	10	11,5	<b>2 608 601 370</b>	1	1	595698
152	450	12	11,5	<b>2 608 601 373</b>	1	1	595735
202	450	14	11,5	<b>2 608 601 378</b>	1	1	595780
250	450	16	11,5	<b>2 608 601 381</b>	1	1	595810

# Adapted Accessories

## Fixing sets (Brick)

- 6-piece fixing set
- Special design for natural and artificial stone



Product properties	Diameter mm	Part number	Pack quantity	Minimum order quantity	Barcode 3165140...
	20	2 607 000 745	6	1	107952

## Fixing sets (Concrete)

- 16-piece fixing set
- Special design for concrete and health stone



16	2 608 002 000	16	1	799409
----	---------------	----	---	--------

## Impact wrench

### GDS 18 E

Professional

The versatile tool for powerful screwdriving



HEAVY DUTY

Technical data	
Rated power input	500 W
Torque, max. (hard screwdriving applications)	250 Nm
Torque, max. (soft screwdriving applications)	160 Nm
Weight without cable	3,2 kg
Bit holder	1/2" external square
Screwdriving	
Screw diameter	max. M 18
Carbon brush	1 619 PA2 438
Scope of supply	0 601 444 000
	Carton box

## Impact wrench

### GDS 24

Professional

The powerful tool for mechanical engineering



HEAVY DUTY

Technical data	
Rated power input	800 W
Torque, max. (hard screwdriving applications)	600 Nm
Torque, max. (soft screwdriving applications)	300 Nm
Weight without cable	5,7 kg
Bit holder	1/2" external square
Screwdriving	
Screw diameter	max. M 24
Carbon brush	3 607 014 012
Scope of supply	0 601 434 103
	Auxiliary handle
	Hanging loop
	Carrying case

## Impact wrench

### GDS 30

Professional

The powerful tool for large screwdriving applications



HEAVY DUTY

Technical data	
Rated power input	920 W
Torque, max. (hard screwdriving applications)	1000 Nm
Torque, max. (soft screwdriving applications)	500 Nm
Weight without cable	7,3 kg
Bit holder	1/2" external square
Screwdriving	
Screw diameter	max. M 30
Carbon brush	3 607 014 012
Scope of supply	0 601 435 103
	Auxiliary handle
	Hanging loop
	Carrying case

# Cutting and grinding

---

## **Bosch Grinders: more endurance, better handling**

Large and small angle grinders from Bosch excel due to their powerful motors, good handling and low weight. And this in every power class. What's more, Bosch angle grinders stand for long lifetime and a high level of robustness – even in the toughest work conditions. You will find the right tool and accessory for every application in our comprehensive product range.

03





## Angle grinder

## ■ GWS 6700

Professional

Powerful and reliable tool for tradesman



Technical data	
Rated power input	670 W
No-load speed	12000 rpm
Grinding spindle thread	M 14
Disc diameter	115 mm
Switch type	Slide side switch
Carbon brush	1 619 P07 571

Scope of supply	
0 601 375 600	
Auxiliary handle	
Backing flange	
Locking nut	
Protective guard	
Two-hole spanner	
Carton box	

## Angle grinder

## ■ GWS 750-115/ 125

Professional

New definition of power and handiness

HEAVY  
DUTY

Technical data	
Rated power input	750 W
No-load speed	11000 rpm
Grinding spindle thread	M 14
Disc diameter	115 mm/ 125 mm
Switch type	Slide side switch
Carbon brush	1 619 P11 715

Scope of supply	
0 601 394 000	0 601 394 001
Auxiliary handle	Auxiliary handle
Backing flange	Backing flange
Locking nut	Locking nut
Protective guard	Protective guard
Two-hole spanner	Two-hole spanner
Carton box	Carton box

## Angle grinder

## ■ GWS 8-115 Z

Professional

Handy tool with safety switch

HEAVY  
DUTY

Technical data	
Rated power input	800 W
No-load speed	11000 rpm
Grinding spindle thread	M 14
Disc diameter	115 mm
Switch type	Paddle switch
Carbon brush	1 619 P11 715

Scope of supply	
0 601 831 500	
Auxiliary handle	
Backing flange	
Locking nut	
Protective guard	
Two-hole spanner	
Carton box	

## Angle grinder

## ■ GWS 9-115/ 125

Professional

The most durable tool in its class

HEAVY  
DUTY

Technical data	
Rated power input	900 W
No-load speed	11500 rpm
Grinding spindle thread	M 14
Disc diameter	115 mm/ 125 mm
Switch type	Slide side switch
Carbon brush	1 607 000 V53

Scope of supply	
0 601 79B 001	0 601 396 007
Auxiliary handle	Auxiliary handle
Backing flange	Backing flange
Locking nut	Locking nut
Protective guard	Protective guard
Two-hole spanner	Two-hole spanner
Carton box	Carton box

## Angle grinder

## ■ GWS 1000

Professional

The compact tool with additional protection

HEAVY  
DUTY

Technical data	
Rated power input	1.000 W
No-load speed	11000 rpm
Grinding spindle thread	M 14
Disc diameter	125 mm
Switch type	Slide side switch
Carbon brush	1 607 014 176

Scope of supply	
0 601 828 901	
Auxiliary handle	
Backing flange	
Locking nut	
Protective guard	
Two-hole spanner	
1 x Diamond disc	
Carrying case	

## Angle grinder

## ■ GWS 1400

Professional

The handy powerhouse

HEAVY  
DUTY

Technical data	
Rated power input	1.400 W
No-load speed	11000 rpm
Grinding spindle thread	M 14
Disc diameter	125 mm
Switch type	Slide side switch
Carbon brush	1 607 014 176

Scope of supply	
0 601 824 900	
Auxiliary handle	
Backing flange	
Locking nut	
Protective guard	
Two-hole spanner	
1 x Diamond disc	
Carrying case	

## Angle grinder

## ■ GWS 13-125 CI

Professional

High productivity and the best user protection



HEAVY DUTY



## Technical data

Rated power input	1.300 W
No-load speed	11500 rpm
Grinding spindle thread	M 14
Disc diameter	125 mm
Switch type	Slide side switch
Carbon brush	1 607 000 V37

## Scope of supply 0 601 79E 000

Auxiliary handle
Backing flange
Locking nut
Protective guard
Two-hole spanner
Carton box

## Angle grinder

## ■ GWS 17-125 CIE

Professional

Maximum productivity and the best user protection



HEAVY DUTY



## Technical data

Rated power input	1.700 W
No-load speed	2800 - 11500 rpm
Grinding spindle thread	M 14
Disc diameter	125 mm
Switch type	Slide side switch
Carbon brush	1 607 000 V37

## Scope of supply 0 601 79H 002

Auxiliary handle Anti-vibration
Backing flange
Locking nut
Protective guard
Two-hole spanner
Carton box



For more details about  
GWS 17-125 CIE check our  
How to video on our channel  
Bosch Professional Africa




# Adapted Accessories

## Cutting discs – Metal

- Cutting discs for metal for high requirements
- Appropriate for hand-held angle grinders
- Maximum circumferential speed: 80 m/ (depending on rpm and disc diameter)

### Expert for Metal cutting disc with depressed centre A 30 S BF



Specification	Diameter mm	Bore diameter mm	Thickness mm	Part number	Pack quantity	Minimum order quantity	Barcode 3165140...
Product properties				Ordering information			
A 30 S BF	115	22,23	2,5	<b>2 608 600 005</b>	1	25	031196
A 30 S BF	125	22,23	2,5	<b>2 608 600 221</b>	1	25	116428
AS 30 S BF	125	22,23	3,0	<b>2 608 603 402</b>	1	25	706940
A 30 S BF	180	22,23	3,0	<b>2 608 600 316</b>	1	25	149389
A 30 S BF	230	22,23	3,0	<b>2 608 600 226</b>	1	25	116473

## Grinding discs – Metal

### Expert for Metal straight cutting disc A 36 R BF

- Appropriate for chop saws / stationary pendulum action cutters/grinders
- Maximum drive power of 3bhp/2.4kw
- Reinforced with 2 outer fabrics



A 36 R BF	300	25.40	2.8	<b>2 608 600 542</b>	1	10	218641
-----------	-----	-------	-----	----------------------	---	----	--------

### Expert for Metal grinding disc with depressed centre A 30 T BF

- Grinding discs for metal for high requirements
- Appropriate for hand-held angle grinders
- Maximum circumferential speed: 80 m/s (depending on rpm and disc diameter)



A 30 T BF	115	22,23	6,0	<b>2 608 600 218</b>	1	10	116398
A 30 T BF	125	22,23	6,0	<b>2 608 600 223</b>	1	10	116442
A 30 T BF	180	22,23	6,0	<b>2 608 600 315</b>	1	10	149372
A 30 T BF	230	22,23	6,0	<b>2 608 600 228</b>	1	10	116497

# Adapted Accessories

## Cutting discs – Inox

- Cutting discs for inox for high requirements
- Appropriate for hand-held angle grinders
- Maximum circumferential speed: 80 m/s (depending on rpm and disc diameter)
- Fe/S/Cl < 0.1%

### Expert for Inox straight cutting disc AS 46 T INOX BF



Specification	Diameter mm	Bore diameter mm	Thickness mm	Part number	Pack quantity	Minimum order quantity	Barcode 3165140...
Product properties				Ordering information			
AS 46 T INOX BF	115	22,23	1,6	<b>2 608 600 215</b>	1	25	116367
AS 46 T INOX BF	230	22,23	2,0	<b>2 608 600 096</b>	1	25	070928

### Expert for Inox - Rapido straight cutting disc AS



AS 60 T INOX BF	115	22,23	1,0	<b>2 608 600 545</b>	1	25	220927
AS 60 T INOX BF	125	22,23	1,0	<b>2 608 600 549</b>	1	25	219624
AS 46 T INOX BF	230	22,23	1,9	<b>2 608 603 407</b>	1	25	706995

### Backing pads

- Backing pad
- M14 flange thread, max. speed 12,500 rpm



Diameter mm	Part number	Pack quantity	Minimum order quantity	Barcode 3165140...
Product properties		Ordering information		
125	<b>1 608 601 033</b>	1	1	016551
115	<b>2 608 601 005</b>	1	1	031202

- Backing pad
- M14 flange thread, max. speed 13,300 rpm



# Adapted Accessories

## Flap disc X571, Best for Metal

- Especially suitable for working on stainless steel, steel, cast iron and sheet steel
- Powerful thanks to zirconia/semi-friable aluminium oxide. Fully synthetic resin bonded, sturdy X-cloth
- Consistently high material removal rate and long lifetime
- Flap disc on carrier plate made of glass fibre
- Angled version – for working on edges/welded seams and surface sanding at a work angle of 15-25°



Product properties				Ordering information			
Disc diameter mm	Bore diameter mm	Grit	Max. speed rpm	Part number	Pack quantity	Minimum order quantity	Barcode 3165140...
115	22,23	40	13,300	<b>2 608 605 450</b>	1	10	162708
115	22,23	60	13,300	<b>2 608 605 451</b>	1	10	162715
115	22,23	80	13,300	<b>2 608 605 452</b>	1	10	162722
115	22,23	120	13,300	<b>2 608 607 319</b>	1	10	270205


## Fibre-Sanding Disc Expert for Metal



100	16	36	15,300	<b>2 608 608 N99</b>	1	50	721073
100	16	60	15,300	<b>2 608 608 P12</b>	1	50	721202
100	16	80	15,300	<b>2 608 608 P13</b>	1	50	721219

## Fibre-Sanding Disc Best for Metal

- Especially suitable for treatment of stainless steel, steel, cast iron and sheet steel
- Powerful thanks to ceramic aluminium oxide, fully synthetic resin bonded, sturdy X-cloth
- The highest material removal rate and longest lifetime thanks to self-sharpening ceramic grit
- Flap disc on carrier plate made of glass fibre
- Straight version - for surface sanding and working on welded seams at a work angle of 5-15°



115	22,23	60	13,300	<b>2 608 608 P36</b>	1	10	721462
-----	-------	----	--------	----------------------	---	----	--------



# The right Range for The right user



## Tradesmen Range

The Bosch tradesmen's range offers German engineering in the form of rugged, powerful, and reliable power tools. They are perfect for tradesmen looking for superior quality that fits their budget.

**HEAVY  
DUTY**

**1 year  
warranty**

## Heavy Duty

The Heavy Duty product range, designed to make your every heavy duty task easier by providing the optimum solution: Power, Performance & Robustness.

## Concrete grinder

## ■ GBR 15 CA

Professional

The compact & light-weight solution for powerful concrete grinding



HEAVY DUTY



Technical data	
Rated power input	1.500 W
No-load speed	9300 rpm
Grinding spindle thread	M 14
Wire cup brush, diameter	125 mm
Weight	2,6 kg
Carbon brush	1 607 000 V37

Scope of supply	0 601 776 000
	Clamping flange
	Carrying case

## Wall chaser

## ■ GNF 35 CA

Professional

The durable tool with Constant Electronic



HEAVY DUTY



Technical data	
Rated power input	1400 W
No-load speed	9300 rpm
Adjustable groove depth	0 - 35 mm
Groove width	3 - 39 mm
Weight	4,7 kg
Carbon brush	3 607 014 010

Scope of supply	0 601 621 703
	Round nut
	Backing flange
	Break-out tool
	Two-hole spanner
	Carrying Case



## Vacuum cleaners

## ■ GAS 55 M AFC

Professional

The versatile wet/dry dust extractor with automatic filter cleaning and large tank volume



HEAVY DUTY



Technical data	
Rated power input	1.200 W
Weight	16,2 kg
Container volume, gross	55 l
Airflow, max.	74 l/s
Dust class of main filter	M

Scope of supply	0 601 9C3 300
	PES flat-pleated filter
	Floor nozzle set
	Crevice nozzle 250 mm
	Disposal bag
	5 m hose, 35 mm diameter, antistatic, with power tool adapter
	Elbow
	3 x 0.35 m chrome-plated suction tube, 35 mm diameter

## Vacuum cleaners

## ■ GAS 35 M AFC

Professional

The versatile wet/dry dust extractor with automatic filter cleaning



HEAVY DUTY



Technical data	
Rated power input	1.200 W
Weight	12,4 kg
Container volume, gross	35 l
Airflow, max.	74 l/s
Dust class of main filter	M

Scope of supply	0 601 9C3 100
	Crevice nozzle 250 mm
	Cellulose flat-pleated filter
	Elbow
	Disposal bag
	Floor nozzle set
	3 m hose, 35 mm diameter, with power tool adapter
	3 x 0.35 m chrome-plated suction tube, 35 mm diameter



# Adapted Accessories

Unbalance, max. g*mm	Diameter mm	Bore diameter mm	Segment height mm	Part number	Pack quantity	Minimum order quantity	EAN : 9165140
Product properties				Ordering information			

## Diamond grinding head Best for Universal Turbo

- Suitable for fine surfaces on granite (hard and soft), building materials, artificial stone, concrete and for working on edges without breakage
- The continuous turbo grinding ring produces fine grinding results for finishing work on natural stone such as granite and building materials such as concrete
- Maximum unbalance of 50 g\*mm for vibration-free working

best  **Universal**



**long  
LIFE**



50	125	22,23	5	<b>2 608 201 231</b>	1	1	772181
----	-----	-------	---	----------------------	---	---	--------

## Diamond grinding head Standard for Concrete

- Suitable for grinding down thick concrete layers
- Segments sintered
- One segment row
- Maximum unbalance of 50 g\*mm for vibration-free working



50	125	22,23	5	<b>2 608 601 573</b>	1	1	871433
----	-----	-------	---	----------------------	---	---	--------

## Diamond grinding head Standard for Universal Turbo



50	125	22,23	5	<b>2 608 601 574</b>	1	1	871440
----	-----	-------	---	----------------------	---	---	--------

## Large angle grinder

# GWS 20-230 H

The compact and lightweight tool

Professional

### Technical data

Rated power input	2.000 W
No-load speed	6600 rpm
Grinding spindle thread	M 14
Disc diameter	230 mm
Switch type	Tricontrol switch
Carbon brush	1 607 014 171

### Scope of supply

0 601 850 L02  
 Auxiliary handle  
 Backing flange  
 Locking nut  
 Protective guard  
 Two-hole spanner  
 Carton box



### User benefits:

- Powerful 2000 watt motor
- With a weight of just 5.1 kg, light and compact for optimum handling
- Armoured coils that protect the motor against sharp grinding dust ensure long lifetime



## Large angle grinder

## ■ GWS 22-180 H

Professional

Compact, powerful tool for the toughest jobs



**HEAVY DUTY**



## Technical data

Rated power input	2.200 W
No-load speed	8500 rpm
Grinding spindle thread	M 14
Disc diameter	180 mm
Switch type	Tricontrol switch
Carbon brush	1 607 014 171

## Scope of supply 0 601 881 103

Auxiliary handle  
Backing flange  
Locking nut  
Protective guard  
Two-hole spanner  
Carton box

## Large angle grinder

## ■ GWS 22-230 H

Professional

Compact, powerful tool for the toughest jobs



**HEAVY DUTY**



## Technical data

Rated power input	2.200 W
No-load speed	6500 rpm
Grinding spindle thread	M 14
Disc diameter	230 mm
Switch type	Tricontrol switch
Carbon brush	1 607 014 171

## Scope of supply 0 601 882 103

Auxiliary handle  
Backing flange  
Locking nut  
Protective guard  
Two-hole spanner  
Carton box

## Large angle grinder

## ■ GWS 24-180 H

Professional

The powerful tool with low weight



**HEAVY DUTY**



## Technical data

Rated power input	2.400 W
No-load speed	8500 rpm
Grinding spindle thread	M 14
Disc diameter	180 mm
Switch type	Tricontrol switch
Carbon brush	1 607 014 171

## Scope of supply 0 601 883 103

Auxiliary handle  
Backing flange  
Locking nut  
Protective guard  
Two-hole spanner  
Carton box

## Large angle grinder

## ■ GWS 24-230 H

Professional

Great power, less weight, more control



**HEAVY DUTY**



## Technical data

Rated power input	2.400 W
No-load speed	6500 rpm
Grinding spindle thread	M 14
Disc diameter	230 mm
Switch type	Tricontrol switch
Carbon brush	1 607 014 171

## Scope of supply 0 615 990 G7U

Auxiliary handle  
Backing flange  
Locking nut  
Protective guard  
Two-hole spanner  
Carbon brush set  
Carton box

## Large angle grinder

## ■ GWS 26-230 B

Professional

Top performance with Vibration Control



**HEAVY DUTY**



## Technical data

Rated power input	2.600 W
No-load speed	6500 rpm
Grinding spindle thread	M 14
Disc diameter	230 mm
Switch type	Tricontrol switch
Carbon brush	1 607 014 171

## Scope of supply 0 615 990 G7V

Auxiliary handle  
Backing flange  
Locking nut  
Protective guard  
Two-hole spanner  
Carbon brush set  
Carton box

## Large angle grinder

## ■ GWS 24-230 JVX

Professional

The powerful tool with the best brake system in its class



**HEAVY DUTY**



## Technical data

Rated power input	2.400 W
No-load speed	6500 rpm
Grinding spindle thread	M 14
Disc diameter	230 mm
Switch type	Tricontrol switch
Carbon brush	1 607 014 171

## Scope of supply 0 601 864 U04

Auxiliary handle w/ Anti vibration  
SDS Locking nut  
Protective guard  
Carton box

# Adapted Accessories

## Diamond cutting disc Professional for Universal

- The low-cost diamond cutting disc that is a problem solver in all building materials
- Sintered diamond cutting segments

standard  **Universal**



Product properties				Ordering information			
Diameter mm	Bore diameter mm	Cutting width mm	Segment height mm	Part number	Pack quantity	Minimum order quantity	Barcode 3165140...
115	22,23	1,6	10	<b>2 608 602 191</b>	1	1	441193
125	22,23	1,6	10	<b>2 608 602 192</b>	1	1	441209
150	22,23	2	10	<b>2 608 602 193</b>	1	1	441216
180	22,23	2	10	<b>2 608 602 194</b>	1	1	441223
230	22,23	2,3	10	<b>2 608 602 195</b>	1	1	441230

## Diamond cutting disc Professional for Concrete

- The low-cost diamond cutting disc that is a problem solver in concrete
- Sintered diamond cutting segments

standard  **Concrete**



115	22,23	1,6	10	<b>2 608 602 196</b>	1	1	441247
125	22,23	1,6	10	<b>2 608 602 197</b>	1	1	441254
180	22,23	2	10	<b>2 608 602 199</b>	1	1	441278
230	22,23	2,3	10	<b>2 608 602 200</b>	1	1	441285

## Diamond cutting disc Professional for Ceramic

- For clean cut edges in ceramic tiles. The low-cost solution for all-round use in tiles
- Sintered cutting rim

standard  **Ceramic**



110	22,23	1,6	7,5	<b>2 608 602 535</b>	1	1	576390
115	22,23	1,6	7	<b>2 608 602 201</b>	1	1	441292
125	22,23	1,6	7	<b>2 608 602 202</b>	1	1	441308
180	22,23	1,6	7	<b>2 608 602 204</b>	1	1	441322
230	22,23	1,6	7	<b>2 608 602 205</b>	1	1	441339

# Adapted Accessories

## Diamond cutting disc Professional for Marble

- The low-cost solution for marble, limestone and perspex with clean cut edges
- Electroplated cutting rim

standard  **Marble**



Product properties				Ordering information			
Diameter mm	Bore diameter mm	Cutting width mm	Segment height mm	Part number	Pack quantity	Minimum order quantity	Barcode 3165140...
115	22.23	2,2	3	<b>2 608 602 282</b>	1	1	484336
230	22.23	2,8	3	<b>2 608 602 283</b>	1	1	484343

## Diamond cutting disc Professional for Universal Turbo

- The low-cost solution in all building materials with clean cut edges
- Sintered cutting rim

standard  **Universal**



115	22.23	2	10	<b>2 608 602 393</b>	1	1	510004
180	22.23	2,5	10	<b>2 608 602 396</b>	1	1	510035
230	22.23	2,5	10	<b>2 608 602 397</b>	1	1	510042

## Diamond cutting discs Standard for Stone

- For hard materials such as granite, natural stone
- The low-cost diamond cutting disc that is a problem solver in hard materials
- Sintered diamond cutting segments

standard  **Stone**



115	22.23	1.6	10	<b>2 608 602 597</b>	1	1	581035
180	22.23	2	10	<b>2 608 602 600</b>	1	1	581066
230	22.23	2.3	10	<b>2 608 602 601</b>	1	1	581073

# Adapted Accessories

## Diamond cutting disc Professional for Concrete

- The low-cost diamond cutting disc that is a problem solver in concrete
- Laser-welded diamond cutting segments
- \* With reduction ring

standard  **Concrete**



Product properties				Ordering information			
Diameter mm	Bore diameter mm	Cutting width mm	Segment height mm	Part number	Pack quantity	Minimum order quantity	Barcode 3165140...
350	20/25.40*	2.8	10	<b>2 608 602 544</b>	1	1	576482
400	20/25.40*	3.2	10	<b>2 608 602 545</b>	1	1	576499

## Diamond cutting disc Professional for Universal

- The low-cost diamond cutting disc that is a problem solver in all building materials
- Sintered diamond cutting segments
- \*With reduction ring
- \*\*Laser-welded diamond cutting segments for large diameters

standard  **Universal**



300	22.23	3.1	10	<b>2 608 602 547</b>	1	1	576512
300	20/25.40*	3.1	10	<b>2 608 602 548</b>	1	1	576529
350	20/25.40*	3.1	10	<b>2 608 602 549</b>	1	1	576536
450**	25.40	3.6	10	<b>2 608 602 551</b>	1	1	576550

## Diamond cutting discs Standard for Stone

- For hard materials such as granite, natural stone
- The low-cost diamond cutting disc that is a problem solver in hard materials
- Directly sintered cutting rim
- \* With reduction ring

standard  **Stone**



300	20/25.40*	3.1	10	<b>2 608 602 602</b>	1	1	581080
350	20/25.40*	3.1	10	<b>2 608 602 603</b>	1	1	581097



# Adapted Accessories

## Diamond cutting discs Standard for Asphalt

- Ideal for asphalt and occasional work in concrete
- Laser-welded diamond cutting segments
- \* With reduction ring

standard **Asphalt**



Product properties				Ordering information			
Diameter mm	Bore diameter mm	Cutting width mm	Segment height mm	Part number	Pack quantity	Minimum order quantity	Barcode 3165140...
350	20/25.40*	3.2	10	<b>2 608 602 625</b>	1	1	581318
400	20/25.40*	3.6	10	<b>2 608 602 626</b>	1	1	581325
450	25.40	3.2	10	<b>2 608 602 627</b>	1	1	581332

## Polisher

### GPO 14 CE

Professional

The handy tool for highly polished results



**HEAVY DUTY**



#### Technical data

Rated power input	1400 W
No-load speed	750 - 3000 rpm
Grinding spindle thread	M 14
Rubber sanding plate, diameter	180 mm
Weight	2,5 kg
Carbon brush	1 607 014 176

#### Scope of supply

- Auxiliary handle
- 1 x Polishing sponge
- 1 x Lambswool bonnet
- 1 x Polishing plate

## Straight grinder

### GGG 5000

Professional

Superior handling for Straight grinding jobs



#### Technical data

Rated power input	500 W
No-load speed	33000 rpm
Bit holder	Collets up to 8 mm diameter
Weight	1,0 kg
Carbon brush	1 607 014 145

#### Scope of supply

- 0 601 223 000
- Collet Chuck
- Single head open end wrench

## Straight grinder

### GGG 5000 L

Professional

Superior handling for Straight grinding jobs



#### Technical data

Rated power input	500 W
No-load speed	33000 rpm
Bit holder	Collets up to 8 mm diameter
Weight	1,4 kg
Carbon brush	1 607 014 145

#### Scope of supply

- 0 601 224 100
- Collet Chuck
- Single head open end wrench

Straight grinder

# GGGS 5000 L

Professional

Superior handling for heavy duty job



User benefits:

- Robust 500W motor for powerful grinding application
- Handy grip design for comfortable handling and superior control
- Optimized air vents for effective cooling

Straight grinder

# GGGS 28 C

Professional

The handy tool for universal grinding working



HEAVY DUTY



Technical data	
No-load speed	28000 rpm
Rated power input	600 W
Bit holder	Collets up to 8 mm diameter
Weight	1,4 kg
Carbon brush	1 607 014 176
Scope of supply	0 601 220 000
	Collet Chuck
	Single head open end wrench

## Adapted Accessories


Set five grindig stones

- Appropriate for all Straight grinders with collets and for drills
- For non-hardened and hardened steel
- Shapes of stones: round (a), half-round (b), cylindrical (c), disc-shaped (d), tapered (e)



Straight shank mm	Straight shank inch	Grit	Diameter mm	Length mm	Part number	Pack quantity	Minimum order quantity	Barcode 3165140...
Product propertes					Ordering information			
6 (a)	—	60	25	24	1 609 200 286	5	1	004565
6 (b)		60	15	30				
6 (c)		60	15	30				
6 (d)		60	25	25				
6 (e)		60	20	25				







Metal cut-off saw

GCO 200

Professional

The new benchmark in cutting power and efficiency



Technical data	
No-load speed	3 800 rpm
Rated power input	2000 W
Disc diameter	355 mm
Cutting capacity at square 0°	119 x 119 mm
Weight	17 kg
Carbon brush	1 607 014 171
Scope of supply	0 601 B38 0K1
	Cutting disc



Adapted Accessories

Expert for Metal straight cutting disc

- Appropriate for chop saws/stationary pendulum action cutters/grinders
- Maximum drive power of 3 bhp/2.4 kW

expert  Metal



Straight shank Inch		Grit		Diameter mm		Length mm		Part number		Pack quantity		Minimum order quantity		Barcode 3165140...	
Product properties				Ordering information											
A 36 R BF	350	25.40	2.8	2 608 600 543		1		10		218658					

Metal cutting disc for chop saw



A 30 S BF	355	25.40	3.1	2 608 602 759	1	10	
-----------	-----	-------	-----	---------------	---	----	--



# Woodworking

---

## **Routers, planers and sanders for visibly good results**

Professional surface finishing means clean edges when routing, material removal accurate to the millimeter when planing, and perfect surfaces when sanding. Bosch offers a suitable solution for each of these tasks: power tools that combine power and precision. For you, this means first-class work results without compromises.

## **Bosch professional saws: The highest standard in power and precision**


Bosch's saws excel due to their power, precision and perfect handling. With its latest range of blue saws, Bosch offers you, the woodworking professional, solutions for every imaginable application: jigsaws and a plunge saw for precisely cutting parquet or worktops and cordless and corded hand-held circular saws for cutting roof beams to length – even in extreme continuous use.

In addition to this, there is the extended sabre saw range of corded and cordless tools for every job.

## **Bosch benchtop saws: master every requirement**

Bosch benchtop saws are versatile and enable flexible use. They combine power with precision. High-torque motors and an integrated laser guide enable fast, precise work in any type of wood. The compact design and mobile saw stands ensure convenient use in any location.

04



## Jigsaws

## ■ GST 65 BE

Professional

Professional cuts at an entry-level price



Technical data	
Rated power input	400 W
No-load stroke rate	500 - 3100 spm
Weight	1,7 kg

Cutting depth	
Cutting depth in wood	65 mm
Cutting depth in steel	3 mm
Carbon brush	2 604 321 904

Scope of supply	
0 601 509 290	
Screwdriver	
Anti-splinter guard	
1 x saw blade	

## Jigsaws

## ■ GST 90 BE

Professional

The sturdy tool for heavy-duty applications



HEAVY DUTY



Technical data	
Rated power input	650 W
No-load stroke rate	500 - 2800 spm
Weight	2,7 kg

Cutting depth	
Cutting depth in wood	120 mm
Cutting depth in aluminium	20 mm
Cutting depth in non-alloyed steel	10 mm
Carbon brush	1 619 P06 346

Scope of supply	
0 601 58F 002	
25 T 144 D blades set	
Dust extraction set spare part number	
Carrying case	
Allen key WAF 5	
Anti-splinter guard	

## Jigsaws

## ■ GST 150 BCE

Professional

The most powerful tool in its price class



HEAVY DUTY



Technical data	
Rated power input	780 W
No-load stroke rate	500 - 3100 spm
Weight	2,7 kg

Cutting depth	
Cutting depth in wood	150 mm
Cutting depth in aluminium	20 mm
Cutting depth in non-alloyed steel	10 mm
Carbon brush	2 604 321 941

Scope of supply	
0 601 513 000	
Anti-splinter guard	
Carrying case	
Glide shoe	
Hood	
Suction nozzle	
1 x Jigsaws blade T 144 D	

## Drywall Screwdriver

## ■ GSR 6-45 TE

Professional

The universal drywall screwdriver



HEAVY DUTY



Technical data	
Rated power input	701 W
Torque, max. (soft screwdriving applications)	12 Nm
No-load speed	0 - 4500 rpm
Weight without cable	1,4 kg

Screwdriving	
Self-drilling screw diameter	6,0 mm
Carbon brush	2 604 321 943

Scope of supply	
0 601 445 100	
Magnetic universal holder	
Screwdriver bit	
Belt clip	
Carrying case	

## Jigsaws

## ■ GST 90 BE

Professional

The sturdy tool for heavy-duty applications



HEAVY DUTY

## User benefits:

- The reliable tool for the toughest jobs
- Long lifetime under extreme conditions thanks to robust SDS saw blade changing system
- Professional stacked construction and aluminium housing for long lifetime



# Adapted Accessories

## Jigsaws blade T 101 B Clean for Wood

- HCS, ground teeth and taper ground
- Softwood, chipboard, wood core plywood, fibre boards (3-30 mm)

clean **for Wood**



Product properties					Ordering information				
Softwood, panels [mm]	Plywood [mm]	Coarse wood [mm]	Laminated panels [mm]	Total length [mm]	Tooth spacing [mm]	Part number	Pack quantity	Minimum order quantity	Barcode 3165140...
3-30	-	-	-	100	2.7	2 608 630 030	5	10	006781



## Jigsaws blade T 144 D Speed for Wood

- HCS, side set, ground
- Softwood (5-50 mm), chipboards, wood core plywood, fibre boards

speed **for Wood**




Softwood, panels [mm]	Plywood [mm]	Coarse wood [mm]	Laminated panels [mm]	Total length [mm]	Tooth spacing [mm]	Part number	Pack quantity	Minimum order quantity	Barcode 3165140...
5-50	-	-	-	100	4-5.2	2 608 630 040	5	10	006842



## Jigsaws blade T 244 D Speed for Wood

- HCS, side set, ground
- Softwood (5-50 mm), chipboards, wood core plywood, fibre boards, especially for curve cuts

speed **for Wood**



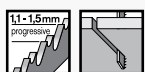
Softwood, panels [mm]	Plywood [mm]	Coarse wood [mm]	Laminated panels [mm]	Total length [mm]	Tooth spacing [mm]	Part number	Pack quantity	Minimum order quantity	Barcode 3165140...
5-50	-	-	-	100	4-5.2	2 608 630 058	5	10	006859



## Jigsaws blade T 118 A Basic for Metal

- HSS, wavy set, milled
- Thin sheet metals (1-3 mm)

basic **for Metal**



Thin sheet metals [mm]	Softwood, panels [mm]	Plywood [mm]	Coarse wood [mm]	Laminated panels [mm]	Total length [mm]	Tooth spacing [mm]	Part number	Pack quantity	Minimum order quantity	Barcode 3165140...
1-3	-	-	-	92	1.1-1.5	4-5.2	2 608 631 013	5	10	007290





## Circular saws

## ■ GKS 190

Professional

The powerful and robust circular saw



HEAVY DUTY



## Technical data

Rated power input	1.400 W
No-load speed	5.500 rpm
Weight	4,1 kg

## Cutting depth

Cutting depth (90°)	67 mm
Cutting depth (45°)	48 mm
Carbon brush	1 619 P06 346

## Scope of supply 0 601 623 090

Allen key WAF 5
1x Saw blade 184 mm Optiline Wood
Rip fence
Parallel guide
Dust extraction adapter



## Plunge saws

## ■ GKT 55 GCE

Professional

Precision and power for a clean cut



HEAVY DUTY



## Technical data

Rated power input	1.400 W
No-load speed	3.600 - 6.250 rpm
Weight	4,7 kg

## Cutting depth

Cutting depth (90°)	57 mm
Cutting depth (45°)	42 mm
Carbon brush	2 604 321 957

## Scope of supply 0 601 675 002

L-BOXX
1 x saw blade, Top Precision Best for Wood, 165 mm
FSN 1600

## Circular saws

## ■ GKS 235

Professional

The most powerful circular saw for heavy duty cuts

## Technical data

Rated power input	2.100 W
No-load speed	5.000 rpm
Weight	7,6 kg

## Cutting depth

Cutting depth (90°)	85 mm
Cutting depth (45°)	65 mm
Carbon brush	1 619 P01 685

## Scope of supply 0 601 57A 090

Allen key WAF 5
1x Saw blade 235 mm Optiline Wood
Rip fence
Reducing ring
Parallel guide



HEAVY DUTY



## User benefits:

- High power performance for faster cutting progress
- Robust stamped steel base plate
- Closed anti-snag aluminium die-cast lower guard w/o riving knife for longer service life

# Adapted Accessories

## Multi Material for hand-held Circular saws

- The perfect blade for powerful cuts with clean cut edges in all different kinds of materials
- Using the universal cutting oil 2 607 001 409 increases the lifetime several times over when cutting in metal, e.g. aluminium

HLTCG



b1: width of cut  
b2: base blade thickness



Product properties							Ordering information				
Sheet metals [mm]	Pipes, profiles: closed [mm]	Sheet metals [mm]	Width of cut (b1) mm / Base blade thickness (b2) mm	Number of teeth	Cutting result	Tooth shape	Part number	Pack quantity	Minimum order quantity	Barcode 3165140...	
190	30	-	2.4/1.8	54	●●●●	HLTCG	2 608 640 509	1	1	192996	
235	30	25	2.4/1.8	64	●●●●	HLTCG	2 608 640 514	1	1	193047	

## Speedline Wood for hand-held Circular saws

- The fast blade for cuts along and across all types of wood

FZ/WZ



b1: width of cut  
b2: base blade thickness



Product properties							Ordering information				
Outer diameter mm	Bore mm	Bore inch	Bore with reduction ring mm	Width of cut (b1) mm / Base blade thickness (b2) mm	Number of teeth	Cutting result	Tooth shape	Part number	Pack quantity	Minimum order quantity	Barcode 3165140...
235	30	-	25	2.6/1.8	30	●●	FZ/WZ	2 608 640 807	1	1	240185

## Optiline Wood

- The precise blade for quality cuts in all types of wood



Product properties							Ordering information				
Outer diameter mm	Bore mm	Width of cut (b1) mm / Base blade thickness (b2) mm	Number of teeth	Cutting result	Model	Part number	Pack quantity	Maximum order quantity	Barcode 3165140...		
7 1/4	184	20	●●●	-	-	2 608 640 853	1	1	350754		
7 1/4	184	20	●●●●	-	-	2 608 640 854	1	1	350761		
9 1/4	235	35	●●●	-	-	2 608 640 894	1	1	351195		
9 1/4	235	35	●●●	-	-	2 608 640 895	1	1	351201		





# GSA 1100 E

Professional

The convenient tool with the fastest  
saw blade changes

## Technical data

Rated power input	1100 W
No-load stroke rate	0 - 2700 spm
Weight without cable	3,6 kg

## Cutting depth

Cutting depth in wood	230 mm
Cutting depth in metal profiles and metal pipes	20 mm
Carbon brush	2 610 956 917

## Scope of supply

0 601 64C 800
Carrying case
Wood saw blade S 2345 X
Metal saw blade S 123 XF


**HEAVY  
DUTY**


User benefits:


- Integrated LEDs for a better view of the workpiece
- Powerful 1100 W motor for fast sawing progress
- Metal hook for hanging up the tool during a work break



## Adapted Accessories

### Progressor for wood and Metal, technologie carbure

- Carbide Technology
- Wood with nails or screws (also Inox)
- Sandwich
- Materials such as wood with sheet or wood with inox sheet

Product Properties			Ordering information			
Pas (mm/TPI)	Length mm	Width mm	Part number	Pack quantity	Minimum order quantity	Barcode 3165140...
						
6-8	225	25	2 608 653 100	1	1	772983

### Sabre saw blade S 1122 HF Flexible for Wood and Metal

- BIM, side set, milled
- For pallet repair, wood with nails/metal (<175 mm), sheet metals, pipes, aluminium profiles (3-12 mm), flexible flush cut

Wood with nails/metal [mm]	Pallets [mm]	Wooden boards, chipboard [mm]	Sheet metals, profiles [mm]	Plastics, pipes, profiles [mm]	Glass fibre reinforced plastic/epoxy [mm]	Tooth spacing [mm] / TPI	Dimensions LxWxT [mm]	Part number	Pack quantity	Minimum order quantity	Barcode 3165140...
Product properties							Ordering information				
											
<175	<175	-	3-12	-	-	2.5 / 10	225 x 19 x 0.9	2 608 656 021	5	5	093576





# Adapted Accessories

## Sabre saw blades - Endurance for HeavyMetal S 1136 BEF

- BIM, Micro Edge Geometry, patented 2x2 Tooth Geometry
- Medium-thick to thick sheet metals (3-8 mm), thin-walled closed and open profiles and pipes (<175 mm)
- Fine, precise cuts at accurate angles

Product properties							Ordering information			
Sheet metals, thick [mm]	Profiles, pipes: closed [mm]	Profiles, pipes: open [mm]	Profiles, pipes: solid [mm]	Solid materials [mm]	Tooth spacing [mm] / Tpi	Dimensions LxWxT [mm]	Part number	Pack quantity	Minimum order quantity	Barcode 3165140...
3-8	<175	<175	-	-	1.4+1.8 / 14+18	225 x 25 x 0.9	<b>2 608 657 524</b>	5	1	507165



## Sabre saw blades - Heavy for Metal S 1226 BEF

- BIM, patented 2x2 Tooth Geometry Medium-thick to thick sheet metals (3-8 mm), thin-walled closed and open profiles and pipes (<250 mm). Fine, precise cuts at accurate angles

Dimensions LxWxT [mm]	Pallets [mm]	Tooth spacing [mm] / Tpi	Glass fibre reinforced plastic/epoxy [mm]	Plastics: pipes, profiles [mm]	Sheet metals, pipes, profiles [mm]	Wood with nails/metal [mm]	Part number	Pack quantity	Minimum order quantity	Barcode 3165140...
3-8	<250	<250	-	-	1.4+1.8 / 14+18	300 x 25 x 1.1	<b>2 608 657 396</b>	5	1	451901



## Sabre saw blades - Heavy for Metal S 1226 BEF

- BIM, patented 2x2 Tooth Geometry Medium-thick to thick sheet metals (3-8 mm), thin-walled closed and open profiles and pipes (<250 mm). Fine, precise cuts at accurate angles

Dimensions LxWxT [mm]	Pallets [mm]	Tooth spacing [mm] / Tpi	Glass fibre reinforced plastic/epoxy [mm]	Plastics: pipes, profiles [mm]	Sheet metals, pipes, profiles [mm]	Wood with nails/metal [mm]	Part number	Pack quantity	Minimum order quantity	Barcode 3165140...
<250	-	-	3-10	-	<250	1.8-2.6 / 10-14 x 0.9	<b>2 608 656 043</b>	2	5	093453

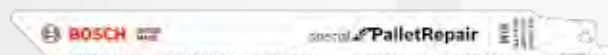


## Sabre saw blades - Flexible for Wood and Metal S 1222 VF

- BIM, side set, milled Wood with nails/metal (<250 mm), sheet metals, aluminium profiles (3-10 mm), glass fibre reinforced plastic/epoxy (<250 mm), flexible flush cut

Pas (mm/TPI)	Pas (mm/TPI)	Total length mm	Width mm	Part number	Pack quantity	Minimum order quantity	Barcode 3165140...
5-165	1,8/2,6/10/14	225	19	<b>2 608 658 030</b>	5	5	749312

special **PalletRepair**



## Orbital sanders

# GSS 230

Professional

The professional entry-level class with high power

**Technical data**

Rated power input	190 W
No-load speed	12000 rpm
Weight	1,4 kg

**Sanding surface**

Sanding plate, width	92 mm
Sanding plate, length	182 mm
Sanding sheet for clamping, width	93 mm
Sanding sheet for clamping, length	230 mm
Carbon brush	

**Scope of supply** 0 601 070 0K0

3 sanding sheets


**User benefits:**

- Powerful 190 watts for high material removal rate and this with very smooth running
- Easy and robust clamping system
- Softgrip for high level of comfort and low vibration

## Orbital sanders

## GSS 280 AE

Professional

The sanders for extremely high surface quality


**HEAVY DUTY**

**Technical data**

Rated power input	330 W
No-load speed	5500 - 11000 rpm
Weight	2,6 kg

**Sanding surface**

Sanding plate, width	114 mm
Sanding plate, length	226 mm
Sanding sheet for clamping, width	115 mm
Sanding sheet for clamping, length	280 mm
Carbon brush	2609120199

**Scope of supply** 0 601 293 670

Auxiliary handle



# Adapted Accessories

## C430 sanding sheets for Orbital sanderss, Expert

### for Wood and Paint, 93x186 mm, 8 holes

- Suitable for sanding all types of wood, wooden materials and paint
- Appropriate for Orbital sanderss from Bosch, AEG, Festool, Hitachi, Milwaukee




Sheet dimensions mm	Grit	Part number	Pack Quantity	Minimul Order Quantity	Barcode 3165140...
Product properties		Ordering information			
93x186	60	<b>2 608 605 303</b>	10	5	161206
93x186	80	<b>2 608 605 304</b>	10	5	161213
93x186	120	<b>2 608 605 306</b>	10	5	161237
93x186	180	<b>2 608 605 308</b>	10	5	161251
93x186	240	<b>2 608 605 309</b>	10	5	161268

## C430 sanding sheets for Orbital sanderss, Expert

### for Wood and Paint, 115x230 mm, 14 holes

- Suitable for sanding all types of wood, wooden materials and paint
- Appropriate for Orbital sanderss from Bosch, Festool, Holz-Her, Makita, Metabo, Skil



115x230	60	<b>2 608 605 316</b>	10	5	161336
115x230	80	<b>2 608 605 317</b>	10	5	161343
115x230	120	<b>2 608 605 318</b>	10	5	161350
115x230	180	<b>2 608 605 319</b>	10	5	161367
115x230	240	<b>2 608 605 320</b>	10	5	161374



## Random Orbit sanders

## GEX 150 AC

Professional

The sanders with high material removal rate


**HEAVY DUTY**

**Technical data**

Rated power input	340 W
No-load speed	4500 - 12000 rpm
Weight without cable	2,1 kg
Sanding plate diameter	150 mm
Orbital stroke rate	9000 - 24000 opm
Sanding sheet / disc attachment	Velcro-type fastening
Carbon brush	1 607 014 117

**Scope of supply** 0 601 372 768

Dust extraction adapter  
Adapter  
Sanding paper G80




For more details about  
GEX 150 AC check our  
How to video on our channel  
Bosch Professional Africa

## Adapted Accessories

### C430 Sanding sheets for Random Orbit sanderss, Expert for Wood, 150 mm diameter, 6 holes

- Suitable for sanding wood, wood-based materials and paint
- Appropriate for Random Orbit sanderss from Bosch, Metabo, Milwaukee, DeWalt, AEG

expert Wood+Paint



Sheet dimensions mm		Grit	Part number	Packaging type	Minimal Order Quantity	Barcode 3165140...
Product properties		Ordering information				
150	60	2 608 605 717	5	5	172011	
150	80	2 608 605 718	5	5	172028	
150	120	2 608 605 720	5	5	172042	
150	180	2 608 605 721	5	5	172059	





## Belt sander

## ■ GBS 75 AE

Professional

The robust, handy tool, for almost all sanding applications

**HEAVY DUTY**



Technical data	
Sanding surface, width	75 mm
Rated power input	750 W
Weight	3,4 kg
Belt speed	200 - 330 m/min
Belt, length	533 mm
Belt, width	75 mm
Carbon brush	2 604 321 905
Scope of supply 0 601 274 703	
Dust bag	
Fabric sanding belt	
Graphite plate	



- 1 Extremely handy**  
For removing, flattening, smoothing and cleaning wood, plastic and metal
- 2 Robust toothed belt and metal drive pulleys**  
For a long lifetime
- 3 Aluminium rollers**  
To withstand the highest strain

## Adapted Accessories

### X440 Sanding belts for Belt sanders, pack of 3 Best for Wood, and paint

- Appropriate for Belt sanders from Bosch, Hitachi, Holz-Her, Makita, Ryobi, Wegoma

best Wood+Paint



Belt dimensions, width mm	Belt dimensions, length mm	Grit	Part number	Pack Quantity	Minimal Order Quantity	Barcode 3165140...
Product properties			Ordering information			
100	610	40	2 608 606 129	3	4	164658
100	610	60	2 608 606 130	3	4	164665
100	610	80	2 608 606 131	3	4	164672
100	610	100	2 608 606 132	3	4	164689
100	610	120	2 608 607 262	3	4	247993

### X440 sanding belts for Belt sanders, Best for Wood and Paint

- Appropriate for Bosch, AEG, DeWalt, Festool, Holz-Her, Makita, Skil

best Wood+Paint



75	533	80	2 608 606 082	10	1	164184
75	533	100	2 608 606 083	10	1	164191
75	533	180	2 608 607 261	10	1	247986
75	533	220	2 608 606 085	10	1	164214



# Lithium battery

**Bosch lithium battery** is always the right battery for runtime and weight and is exclusively meant for professionals that use heavy-duty tools because those tools need more power to work.

**The optimum battery pack** for every job. Unique choice between different high-performance Batteries & chargers for all professional lithium-ion cordless tools in a voltage class. The XL battery is meant for longer runtime and the lightweight Compact battery for even more comfortable working.

## Router

## ■ GOF 1250 CE

Professional

The handy precision router with high torque


**HEAVY DUTY**


Technical data	
Rated power input	1250 W
No-load speed	10000 - 24000 rpm
Bit holder	6 - 8.0 mm
Weight	3,6 kg
Maximum router cage stroke	60 mm
Template guide diameter	17.0 mm
Carbon brush	2 604 321 958
Scope of supply	
0 601 626 000	
Open-ended spanner 19 mm	
Parallel guide with fine adjustment	
Template guide adapter	
Collet with nut 8 mm	

## Cordless multi-cutter

## ■ GOP 18 V-28

Professional

The cordless powerhouse with fast accessory changes

## Technical data

Battery voltage	18 V
No-load rotation	8 000 - 20 000 opm
Weight incl. battery	1,6 kg
Oscillation angle on left/right	1.4 °

## Scope of supply

0 601 8B6 000
2 Batteries & chargers 18 V 2.0Ah
Charger GAL 1860 CV
L-BOXX
16X Starlock accessories


**HEAVY DUTY**


## User benefits:

- With LED for perfect visibility
- Snap-in function for tool-free accessory changes in 3 seconds
- StarlockPlus category tool ensures a faster work rate

# Adapted Accessories

## Accessories for multifunctions tools

- 13-piece universal set
- Basic applications combined in one set (sawing, sanding and scraping)
- Suitable for wood and metal



Product properties	Ordering information				
	Set contents	Part number	Pack quantity	Minimum order quantity	Barcode 3165140...
BIM segment saw blade Wood and Metal ACZ 85 EB (1x)	2 608 661 694	13	1	555203	
HCS plunge-cutting saw blade Wood AIZ 32 EPC (1x)					
HCS scraper ATZ 52 SFC (1x)					
Wood and Paint sanding sheet (10x)					

- 4-piece tile set
- Versatile tile set for renovation and reconstruction work (e.g. routing joints on wall and floor tiles, removing mortar or tile adhesive, routing smaller cutouts in soft wall tiles)



Carbide-RIFF segment saw blade ACZ 85 RT3 (1x)	2 608 661 695	4	1	555210	
Carbide-RIFF sanding plate AVZ 78 RT2 (1x)					
HCS scraper ATZ 52 SC (1x)					
BIM plunge-cutting saw blade Metal AIZ 20 AB (1x)					

## Planers

## ■ GHO 6500

Professional

Powerful Planers with max  
2.6 mm cutting depth!



Technical data	
Rated power input	650 W
Adjustable chip thickness	0 - 2,6 mm
Planing width	82 mm
Weight	2,8 kg
Adjustable rebating depth	0 - 9 mm
Carbon brush	2 609 120 398
Scope of supply 0 601 596 0K0	
Allen key	
Parallel guide	
Sharpening device for HSS blade	
Setting gauge for HSS blade	

## Planers

## ■ GHO 16-82

Professional

Planing made easy



**HEAVY  
DUTY**

Technical data	
Rated power input	630 W
Adjustable chip thickness	0 - 1,6 mm
Planing width	82 mm
Weight	2,5 kg
Adjustable rebating depth	0 - 9 mm
Scope of supply 0 601 5A4 301	
Dust bag	
Parallel guide	
Auxiliary blade	

## Planers

## ■ GHO 26-82 D

Professional

The handy Planers with lots of  
power



**HEAVY  
DUTY**

Technical data	
Rated power input	710 W
Adjustable chip thickness	0 - 2,6 mm
Planing width	82 mm
Weight	2,8 kg
Adjustable rebating depth	0 - 9 mm
Carbon brush	0 601 5A4 301
Scope of supply 0 601 5A4 301	
Allen key WAF 2.5	

## Planers

# ■ GHO 16-82

Professional

Planing made easy!



**HEAVY  
DUTY**



### User benefits:

- Powerful 630 watt motor
- Cutting capacity of up to 1.6 mm, perfect for applications such as levelling wood veneer, smoothing ends and making general adjustments
- Blades can be resharpened to reduce maintenance costs



# Adapted Accessories

## Reversible blades for Planers

• Appropriate for Planers from Bosch, AEG, Black & Decker, Fein, Haffner, Hitachi, Holz-Her, Mafell, Makita, Metabo, Skil



Product properties	Ordering information	Part number	Pack quantity	Minimum order quantity	Barcode 3165140...
	2 607 000 096	2	1	010450	
	2 607 000 193	2	1	087100	

## Mitre saws

# GCM 10 MX

Professional

## Engineered for precise Aluminium Cutting

### Technical data

Rated power input	1.700 W
No-load speed	4.800 rpm
Weight without cable	14,1 kg
Cutting capacity, 0°	89 mm
Carbon brush	1 619 PA7 057

### Scope of supply

0 601 B29 020
Hexagon Socket Wrench
Clamp
Dust bag
1 Multi-material saw blade



**HEAVY DUTY**



### User benefits:

- High cutting efficiency and cutting precision
- High performance of frequent Aluminum cutting

## Table saw

## ■ GTS 10 J

Professional

Extremely compact and powerful



HEAVY DUTY



## Technical data

Rated power input	1800 W
No-load speed	3650 rpm
Cutting depth	79 mm
Weight without cable	26,0 kg
Carbon brush	2 610 018 332

## Scope of supply 0 601 B30 500

Angle guide
Dust extraction adapter
Parallel guide
Push stick
Saw blade 254 x 30 mm

## Combination saw

## ■ GTM 12 JL

Professional

Multi-talented tool with 100% precision



HEAVY DUTY



## Technical data

Rated power input	1.800 W
No-load speed	3.800 rpm
Weight without cable	21,0 kg
Cutting capacity, 0°	95 x 150 mm
Carbon brush	1 619 PA4 631

## Scope of supply 0 601 B15 001

Saw blade 305 x 30 mm
Push stick
Dust bag

## Sliding mitre saw

## ■ GCM 12 GDL

Professional

Unmatched cutting smoothness and durable precision



HEAVY DUTY



## Technical data

Rated power input	1.800 W
No-load speed	3.800 rpm
Weight without cable	32,1 kg
Cutting capacity, 0°	103 x 341 mm
Carbon brush	2 610 021 311

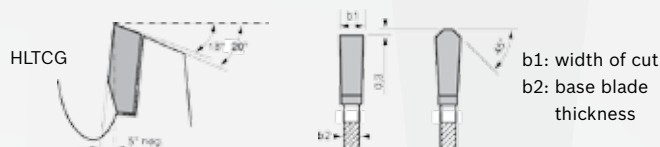

## Scope of supply 0 601 B23 600

Dust bag
Insert plate
Internal hexagon
1x saw blade, Top Precision Best for Wood, 305 mm

# Adapted Accessories

## For Mitre saws and table saws

- The perfect blade for powerful cuts with clean cut edges in all different kinds of materials
- Using the universal cutting oil 2 607 001 409 increases the lifetime several times over when cutting in metal, e.g. aluminium



MULTI MATERIAL




Outer diameter mm	Bore mm	Width of cut (b1) mm / Base blade thickness (b2) mm	Number of teeth	Cutting result	Tooth shape	Pin hole/pitch circle diameter	Part number	Pack quantity	Minimum order quantity	Barcode 3165140...
Product properties						Ordering information				
254	30	3.2/2.5	96	●●●●	HLTCG	-	2 608 640 451	1	1	317498
305	30	3.2/2.5	80	●●●	HLTCG	-	2 608 640 452	1	1	317504
305	30	3.2/2.5	96	●●●●	HLTCG	-	2 608 640 453	1	1	317511
305	30		120	●●●●	HLTCG	-	2 608 642 210	1	1	602174
305	30		100	●●●●	HLTCG	-	2 608 642 213	1	1	602204

# Adapted Accessories

## Circular saws blades for Mitre saws and Sliding mitre saws

- For excellent results in non-ferrous metals, aluminium, plastics, epoxy and wood



TCG  
w1: hook angle  
w2: relief angle

expert **MultiMaterial**



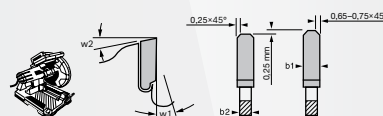
Profiles, pipes: closed [mm]	Sheet metals, thick [mm]	Profiles, pipes: closed [mm]	Profiles, pipes: open [mm]	Profiles, pipes: solid [mm]	Solid materials [mm]	Tooth spacing [mm] / TPI	Dimensions LxWxT [mm]	Part number	Pack quantity	Minimum order quantity	Barcode 3165140...
Product properties						Ordering information					
305	30	2.4/1.8	96	HLTCG	••••	-5	15	2 608 642 529	1	1	650113

## Circular saws blades for Mitre Dry Cutters

- Very long lifetime. For clean cuts through steel using Mitre Dry Cutters



expert **Steel**

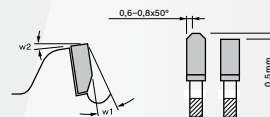


HLTCG  
w1: hook angle  
w2: relief angle  
b1: width of cut  
b2: base blade thickness

Outer diameter mm	Bore size mm	Width of cut (b1) mm / Base blade thickness (b2) mm	Number of teeth	Tooth shape	Cutting result	Pin hole/pitch circle diameter	Hook angle ° w1	Relief angle ° w2	Part number	Pack quantity	Minimum order quantity	Barcode 3165140...
Product properties						Ordering information						
305	25.4	2.6/2.2	60	HLTCG	••••	-	0	12	2 608 643 060	1	1	737739

## Circular saws blades for Mitre saws and Sliding mitre saws

- For clean cuts in non-ferrous metals such as aluminium. Also suitable for cutting plastics and epoxy, raw chipboard, acoustic panels, lightweight building panels, abrasive panel materials laminated on one or two sides, and fibre materiaaDF and OSB boards. Microteq teeth for a long lifetime
- Using the universal cutting oil 2 607 001 409 increases the lifetime several times over when cutting in metal, e.g. aluminium




HLTCG  
w1: hook angle  
w2: relief angle

expert **Aluminium**



Outer diameter mm	Bore size mm	Width of cut (b1) mm / Base blade thickness (b2) mm	Number of teeth	Tooth shape	Cutting result	Pin hole/pitch circle diameter	Hook angle ° w1	Relief angle ° w2	Part number	Pack quantity	Minimum order quantity	Barcode 3165140...
Product properties						Ordering information						
305	30	2.8/2.0	96	HLTCG	••••	2/7/42 2/9,5/46,5 2/9/46 2/10/60	-5	15	2 608 644 115	1	1	796811



BOSCH  
MultiMaterial

BOSCH  
Ø 250 x 24/18 x 30  
80 mm HW  
n max 1600 min  
2 608 642 40  
Made in Italy  
®



## Heat gun

## ■ GHG 500-2

Professional

The heat gun with the greatest ease of use



## Technical data

Rated power input	1600 W
Weight without cable	0,8 kg
Length	255 mm
Height	255 mm
Working temperature	300 - 500 °C
Airflow	240 - 450 l/min
Control, airflow	2-stage

Scope of supply 0 601 94A 050

## Blower

## ■ GBL 800 E

Professional

The handy tool for blowing and dust extraction



**HEAVY DUTY**

## Technical data

Rated power input	820 W
No-load speed	16000 rpm
Weight without cable	1,8 kg
Volumetric flow rate	4,5 m³/min
Carbon crush	1 604 321 129

Scope of supply 0 601 980 420

Nozzle  
Dust bag

## Vacuum cleaners

## ■ GAS 15 PS

Professional

The Hazard-free wet & dry vacuum cleaners



## Technical data

Rated power input	1.100 W
Weight	6,0 kg
Container volume, gross/net	15/10 l
Airflow, max.	33 l/s

Scope of supply 0 601 9E5 100

Crevice nozzle  
Carton box  
3m anti-static hose  
Elbow  
Tubes (2 pcs)  
Plastic Bags  
Floor nozzle set

## Vacuum cleaners

## ■ GAS 15 PS

Professional

The Hazard-free wet & dry vacuum cleaners




## User benefits:

- Innovative dust bag holding system: both universal house-hold and professional dust bag compatible
- 2 in 1: Freely shifting between vacuuming and blowing
- Semi-automatic filter cleaning system: For higher performing efficiency and longer filter lifetime

# Adapted Accessories

## Paper filter bag Gas 35

- Paper filter bag Suitable for Gas 35 LAFC, Gas 35 LSFC+; Gas 35 MAFC Professional.



Product properties		Ordering information			
		Part number	Pack quantity	Minimum order quantity	Barcode 3185140...
		2 607 432 035	5	1	713580

## Fleece bag


- Suitable for GAS 20 L SFC Professional



	2 605 411 229	5	1	605779
--	---------------	---	---	--------

## Polyster flat – plated filter

- GAS 35 LAFC; GAS 35 L SFC+; GAS 35 M AFC; GAS 55 M AFC Professional




	2 607 432 034	1	1	713573
--	---------------	---	---	--------

# High pressure washers

---

Bosch high-pressure washers have been developed with the aim of removing stubborn dirt under tough working conditions. Efficient cleaning results are achieved using high flow rates and high pressure.

05





High-pressure washers

GHP 5-55

Professional

Powerful and versatile: A compact and mobile all-rounder for daily use



Technical data	
Max. pressure	130 bar
Rated power	2.200 W
Operating pressure	115 bar
Max. inlet temperature	50 °C
Cable length	5 m
Hose length	8 m
Material (hose)	Reinforced rubber hose
Weight (without Accessories)	19 kg
Rated flow rate	500 l/h
Max. flow rate	520 l/h
Pump system	Wobble plate
Pistons	Steel
Motor type	Induction
Scope of supply	0 600 910 400
	Bosch gun
	Adjustable 3-in-1 lance

High-pressure washers

GHP 5-65

Professional

Powerful and versatile: A compact, mobile and powerful high-pressure washers



Technical data	
Max. pressure	160 bar
Rated power	2.400 W
Operating pressure	130 bar
Max. inlet temperature	50 °C
Cable length	5 m
Hose length	8 m
Material (hose)	Reinforced rubber hose
Weight (without Accessories)	20 kg
Rated flow rate	485 l/h
Max. flow rate	520 l/h
Pump system	Wobble plate
Pistons	Steel
Motor type	Induction
Scope of supply	0 600 910 500
	Bosch gun
	Adjustable 3-in-1 lance

High-pressure washers

GHP 5-75 X

Professional

Powerful and versatile: Compact, durable high-pressure washers with brass pump and practical hose reel



Technical data	
Max. pressure	185 bar
Rated power	2.600 W
Operating pressure	140 bar
Max. inlet temperature	50 °C
Cable length	5 m
Hose length	10 m
Material (hose)	Reinforced rubber hose
Weight (without Accessories)	27 kg
Rated flow rate	560 l/h
Max. flow rate	570 l/h
Pump system	Wobble plate
Pistons	Steel
Motor type	Induction
Scope of supply	0 600 910 800
	Bosch gun
	Roto nozzle
	Adjustable 3-in-1 lance

High-pressure washers

GHP 5-65

Professional

Powerful and versatile:  
A compact, mobile and powerful  
high-pressure washers




User benefits:

- High cleaning power: Aluminium anodised pump with stainless steel pistons producing a combination of high flow and pressure resulting in high cleaning power
- Convenient: Metal telescopic handle for easy of use, mobility and compact storage
- Versatile: Used both in horizontal and vertical positions









The background of the slide is a photograph of a weathered, grey metal surface, possibly a door or a wall. It has a rough texture with visible scratches, scuffs, and some dark, circular marks that look like old bolt holes or rivets. A semi-transparent teal rectangle is overlaid on the middle of the image, serving as a background for the title text. In the bottom left corner, a portion of a person's hand is visible, suggesting they are holding the camera or a tool.

# **02** Measuring tools



# Measuring


---

Bosch also manages to set new standards time and again in measuring technology. The Expanded product range of measuring instruments combines precision with easy handling - for measuring, detecting and levelling.

The new GLM 50 C Professional is an example of just how much your day-to-day work is made easier.

Thanks to its integrated interface, this new laser measures for the first time enables quick and easy data transfer from the measuring instrument directly to a smartphone, tablet or PC to provide access to the digital world.

01



# Range and functionality

Bosch offers a range of different laser measures for all applications. From the laser measures with the longest range on the market, the GLM 250 VF Professional, through to the compact entry-level instrument.

±3,0 mm	±1,5 mm	±1,5 mm	±1,5 mm	±1,5 mm	±1,5 mm	±1,5 mm	±1 mm	±1 mm		±	Measuring accuracy
—	—	10	—	30	20 + 1	50 + 1	30	30			Memory + Memory
—	•	•	•	•	•	•	•	•			Distance, area and volume measurement
—	•	•	•	•	•	•	•	•			Continuous measurement
—	•	•	•	•	•	•	•	•		+/-	Addition / subtraction
—	—	—	—	—	•	•	•	•			Corner measuring pin
—	—	—	—	•	•	•	•	•			Wall area measurement
—	—	—	—	•	•	•	•	•			Timer function
—	—	—	—	•	•	•	•	•		min/max	Minimum / Maximum function
—	—	—	—	•	•	•	—	—			Incline measurement
—	—	—	—	•	•	•	—	—			Single indirect height measurement
—	•	•	•	•	•	•	•	•			Double indirect height measurement
—	—	—	—	•	•	•	•	•			Double indirect height measurement
—	—	—	—	•	—	—	•	•			Stake-out function
—	—	—	—	—	—	—	•	•			Trapezium measurement
—	—	—	—	—	—	—	—	•			Integrated viewfinder
—	—	—	•	•	—	•	—	—			Bluetooth® connection
—	—	—	—	—	—	•	—	—			USB connection

20 m

30 m

40 m

50 m

50 m

80 m

100 m

150 m

250 m

GLM 20 Professional

GLM 30 Professional

GLM 40 Professional

GLM 50 Professional

GLM 50C Professional

GLM 80 Professional

GLM 100 C Professional

GLM 150 Professional

GLM 250 VF Professional

# GLM 15

Professional

The robust and intuitive laser measure

## Technical data

Measurement range	0.15 – 15.00
Measurement accuracy, typical	+/- 3 mm
Power supply	2 x 1.5 V LR03 (AAA)
Length x width x height	172 x 103 x 40
Weight	0,05 kg
Scope of supply	0 601 072 800
	2 x 1.5 V LR03 (AAA) battery



## Laser measures

## GLM 20

Professional

Distance measurement – easy, compact, for professionals



## Technical data

Units of measurement	m/cm, ft/inch
Measurement range	0,15 – 20,00
Length	188 mm
Width	119 mm
Height	46 mm
Weight	0,075 kg

Scope of supply	0 601 072 EG0
	Manufacturer's certificate

## Laser measures

## GLM 30

Professional

Distance measurement – easy, compact, for professionals



## Technical data

Units of measurement	m/cm
Measurement range	0.15 – 30.00
Length	158 mm
Width	136 mm
Height	65 mm
Weight	0,07 kg

Scope of supply	0 601 072 500
	2 x 1.5 V LR03 (AAA) batteries
	Manufacturer's certificate
	Protective bag

## Laser measures

## GLM 40

Professional

All relevant functions in a compact design



## Technical data

Units of measurement	m/cm, ft/inch
Measurement range	0.15 – 40.00
Length	156 mm
Width	128 mm
Height	65 mm
Weight	0,07 kg

Scope of supply	0 601 072 900
	2 x 1.5 V LR03 (AAA) batteries
	Manufacturer's certificate
	Protective bag



## Laser measures

# GLM 50 C

Professional

The smart solution for measuring and documenting

## Technical data

Units of measurement	m/cm. ft/inch
Measurement range	0.05 – 50.00
Length	106 mm
Weight	0.1 kg

Scope of supply 0 601 072 C00

Manufacturer's certificate

Protective bag



## User benefits:

- Easy to operate due to intuitive keypad
- Large, illuminated display for the best readability
- Robust IP54 design for tough jobsite conditions

## Laser measures

## GLM 50

Professional

The easy solution for precise distance measurement



## Technical data

Units of measurement	mm/m
Measurement range	0.05 – 50.00
Length	230 mm
Width	155 mm
Height	60 mm
Weight	0,1 kg

Scope of supply 0 601 072 200

2 x 1.5 V LR03 (AAA) batteries

Manufacturer's certificate

Protective bag

## Laser measures

## GLM 80

Professional

The high-tech solution for convenient measurement



## Technical data

Units of measurement	m/cm/mm
Measurement range	0.05 – 80.00
Length	230 mm
Width	160 mm
Height	80 mm
Weight	0,7 kg

Scope of supply 0 601 072 300

Charger (2 609 120 420)

Manufacturer's certificate

Protective bag

## Laser measures

## GLM 80 + R 60

Professional

The inclinometer that also measures distances



## Technical data

Units of measurement	m/cm/mm
Measurement range	0.05 – 80.00
Length	230 mm
Width	160 mm
Height	80 mm
Weight	0.74 kg

Scope of supply 0 601 072 301

Charger

(2 609 120 420)

Protective bag

R 60 Professional

measuring rail

(0 601 079 000)

## Laser measures

## GLM 80 + BS 150

Professional

The high-tech solution for convenient measurement



## Technical data

Units of measurement	m/cm/mm
Measurement range	0.05 – 80.00
Length	230 mm
Width	160 mm
Height	80 mm
Weight	0,7 kg

Scope of supply 0 615 994 0A1

Charger

(2 609 120 420)

Manufacturer's

certificate

Protective bag

Positioning BS 150	Absolutely secure stance on any floor
User benefit	Robust aluminium design
	For work heights from 55 to 157 cm
	Functionality and precision due to circular vial



## Laser measures

# GLM 100 C

Professional

## Direct digital transfer of measuring results

## Technical data

Units of measurement	mm/m
Measurement range	0.05 – 100.00
Length	233 mm
Width	166 mm
Height	82 mm
Weight	0,16 kg

Scope of supply 0 601 072 700

Charger  
(2 609 120 420)

Micro USB cable

Protective bag



## User benefits:

- Fast and efficient data transfer via Bluetooth® and micro USB
- Simple exchange and smart documentation of measured values thanks to GLM measures&document app
- Create digital floor plans, import and edit existing floor plans, and export the result using the GLM floor plan app

## Laser measures

## GLM 250 VF

Professional

The laser measures with the longest range



## Technical data

Units of measurement	m/cm/mm
Measurement range	0.05 – 250.00
Length	235 mm
Width	165 mm
Height	75 mm
Weight	0,240 kg

Scope of supply 0 601 072 100

4 x 1.5 V LR03 (AAA) batteries

Carrying strap (2 609 170 085)

Manufacturer's certificate

Protective bag

## Digital inclinometer

## GIM 60

Professional

Precise digital inclinometer



## Technical data

Length	60 cm
Measurement range	0 – 360° (4 x 90°)
Electronics measurement accuracy 0°/90°	± 0.05°
Electronics measurement accuracy at 1°-89°	± 0.2°
Measurement accuracy, vials	± 0.057° = ± 1 mm/m
Weight approx	0,77 kg
Units of measurement	°, %, mm/m
Tripod thread	1/4"

Scope of supply 0 601 076 700

Protective bag

## Digital inclinometer

## GIM 120

Professional

Longer for maximum precision



## Technical data

Length	120 cm
Measurement range	0 – 360° (4 x 90°)
Electronics measurement accuracy 0°/90°	± 0.05°
Electronics measurement accuracy at 1°-89°	± 0.2°
Measurement accuracy, vials	± 0.057° = ± 1 mm/m
Operating duration, inclination measurement, approx	200 h
Weight approx	1.3 kg
Units of measurement	°, %, mm/m

Scope of supply 0 601 076 800

4 x 1.5 V (AA) batteries

Protective bag

## Digital angle measurer

# GAM 220

Professional

Precise and easy angle measurements



## Technical data

Power supply	4 x 1.5 V R6 (AAA)
Accuracy of angle calculation	± 0.1°
Length	446 mm
Width	52 mm
Height	60 mm
Weight	1,2 kg
Scope of supply	0 601 076 500
	4 x 1.5 V LR6 (AA)



## Measuring wheel

# GWM 32

Professional

The lightweight, handy measuring wheel

## Technical data

Max. measures value	9999.9 m
Wheel diameter (circumference)	318.5 mm (1 m)
Handle	Telescopic
Material	Aluminium
Length	665
Width	337
Height	156
Weight	1,410 kg

Scope of supply 0 601 074 000

Protective case



## User benefits:

- Ergonomic pistol grip and lightweight aluminium construction for ease of use
- Telescopic shaft with continuously variable height adjustment for more flexibility and comfort
- Die-cast aluminium wheel with robust rubber tread for use on any surface



# Levelling

---

Level and align with precision using Bosch Line & point lasers. These lasers offer simple setup and easy operation to project laser reference lines with accuracy. Quickly establish level, alignment, plumb and set right angles of various reference points. Highly visible laser lines and automatic self-Levelling ensure proper layout and increased productivity on the jobsite.

02



## Line and point laser

# GCL 2-15

Professional

**Compact and versatile for all short-distance levelling applications**

Technical data	
Accuracy	- ± 0.3 mm/m
Dust and splash protection	IP 54
Length	342 mm
Width	210 mm
Height	210 mm
Weight	0,659 Kg
Scope of supply	0 601 066 E00
	1/2 L-BOXX inlay for tool



## User benefits:

- Horizontal and vertical laser lines and two centred plumb points with optimal visibility
- Laser lines can be positioned around the centred plumb points
- Flexible to use with rotating RM 1 Professional multifunctional mount for aligning the laser lines and for versatile mounting of the tool

## Line and point laser

## GPL 3

Professional

**Highly compact 3-point laser – ideal for plumb point transfer**



Technical data	
Accuracy	- ± 0.3 mm/m
Dust and splash protection	IP 5X
Length	234 mm
Width	190 mm
Height	100 mm
Weight	0,355 kg
Scope of supply	0 601 066 100
	3 x 1.5 V LR6 (AA) batteries
	Multifunctional mount (SP no. 1 618 C00 465)
	Protective bag

## Line and point laser

## GPL 5

Professional

**Very compact 5-point laser – for easy transfer of right angles**



Technical data	
Accuracy	- ± 0.3 mm/m
Dust and splash protection	IP 5X
Length	234 mm
Width	190 mm
Height	100 mm
Weight	0,355 kg
Scope of supply	0 601 066 200
	3 x 1.5 V LR6 (AA) batteries
	Multifunctional mount (SP no. 1 618 C00 465)
	Protective bag

## Line and point laser

### ■ GCL 25

Professional

The easy solution for all levelling and transfer jobs over short distances



#### Technical data

Laser diode	635 nm, < 1 mW
Operating temperature	-10 – 50 °C
Storage temperature	-20 – 70 °C
Laser class	2
Self-levelling range	± 4°
Levelling time	4 s
Dust and splash protection	IP 54
Power supply	4 x 1.5 V LR6 (AA)
Operating time (max.)	30 h
Tripod thread	1/4", 5/8"
Weight, approx	0,6 kg
Projection	2 lines / 5 points

Scope of supply	0 601 066 B01
	Building Tripod BT 150 Professional
	Laser target plate
	L-BOXX inlay for tool
	Protective bag
	4 x 1.5 V LR6 AA

## Line and point laser

### ■ GCL 2-50

Professional

Smart functions for maximum productivity



#### Technical data

Accuracy	- ± 0.3 mm/m
Dust and splash protection	IP 54
Length	440 mm
Width	353 mm
Height	257 mm
Weight	0,6 kg

Scope of supply	0 601 066 G00
	BM 3 wall mount





## Line and point lasers

# GLL 2-20

Professional

The ideal 360° Line & point lasers for indoor use

Technical data	
Laser diode	635 nm, < 1 mW
Accuracy	- ± 0.4 mm/m
Operating temperature	5 – 40 °C
Storage temperature	-20 – 70 °C
Laser class	2
Working range	up to 20 m
Weight	0,717 kg
Scope of supply	0 601 063 J00
	4 x 1.5 V (AA) batteries
	BM 3 wall mount
	Carrying case
	Laser target plate



## User benefits:

- Horizontal and vertical laser lines and two centred plumb points with optimal visibility
- Laser lines can be positioned around the centred plumb points
- Flexible to use with rotating RM 1 Professional multifunctional mount for aligning the laser lines and for versatile mounting of the tool

## Line and point lasers

## GLL 2

Professional

The compact cross Line & point laser s for professionals



Technical data	
Accuracy	- ± 0.3 mm/m
Dust and splash protection	IP 5X
Length	271 mm
Width	123 mm
Height	85 mm
Weight	0.25 kg
Scope of supply	0 601 063 A01
	Batteries 3 x 1,5 V (AA)
	Multi-function mount (1 600 A00 0J3)
	Protective pouch

## Line and point lasers

## GLL 2-10

Professional

Easy to use, robust cross-Line & point lasers



Technical data	
Accuracy	- ± 0.3 mm/m
Dust and splash protection	IP 54
Length	227 mm
Width	177 mm
Height	93 mm
Weight	0,430 kg
Scope of supply	0 601 063 L00
	Protective bag
	Carrying Case
	Target
	Plastic Bag
	Battery

## Line and point lasers

## GLL 2-50 L-BOXX

Professional

Precise lines, high visibility



Technical data	
Units of measurement	m/cm/mm
Measurement range	0.05 – 80.00
Length	940 mm
Width	225 mm
Height	125 mm
Weight	1,742 kg
Scope of supply	0 601 063 104
	Alignment disc (spare part number 1 609 203 U23)
	Laser target plate
	1/2 L-BOXX inlay for tool 1 608 M00 C07
	Protective bag 1 609 203 X77
	3 x battery 1.5 V LR6 AA

# GLL 2-80

Professional

**Levelling in 360° – Faster and easier than ever**

Technical data	
Accuracy	± 0.2 mm/m
Dust and splash protection	IP 54
Power supply	4 x 1.5 V LR6 (AA)
Tripod thread	1/4", 5/8"
Length x width x height	345 x 210 x 100 mm
Weight	0,705 kg
Scope of supply	0 601 063 204
	Laser target plate
	Target
	Pouch
	Battery



## User benefits:

- High work efficiency: simultaneous performance of horizontal and vertical levelling applications in the entire room with only one tool
- Large working range: precise work in a diameter of up to 80 m using the LR 2 Professional Receiver
- Easy handling: self-levelling up to 4° within 4 seconds, compact design

## Line and point lasers

## GLL 2-15 KIT + BM 3

Professional

The compact cross Line & point lasers for professionals



Technical data	
Measurement range	15m
Weight	0.3 kg
Scope of supply	0 601 063 701 0 601 063 702
	3 x 1.5 V LR6 (AA) batteries
	3 x 1.5 V LR6 (AA) batteries
	BM 3 wall mount
	Carrying case
	Laser target plate
	Multifunctional mount
Positioning BM 3	The universal solution for Line and point laser levels
User benefit	Flexible fitting of the mount, for example with screws, magnets or on a tripod
	The clamp makes the BM1 ideal for ceiling applications
	Height adjustment with locking device for safe and precise alignment

## Line and point lasers

## GLL 2-50 + BS 150

Professional

Precise lines, high visibility



Technical data	
Laser diode	635 nm, < 1 mW
Operating temperature	10 – 50 °C
Storage temperature	20 – 70 °C
Laser class	2
Working range	20 m
Working range with receiver	50 m
Working range without receiver	20 m
Weight	0,45 kg
Scope of supply	0 601 063 105
	Alignment disc (spare part number 1 609 203 U23)
	Laser target plate
	1/2 L-BOXX inlay for tool 1 608 M00 C07
	Protective bag 1 609 203 X77
	3 x battery 1.5 V LR6 (AA)
Positioning BS 150	Absolutely secure stance on any floor
User benefit	Robust aluminium design
	For work heights from 55 to 157 cm
	Functionality and precision due to circular vial

## Line and point lasers

# GLL 5-50 X

Professional

**Compact·Robust·Quality for everyday interior levelling applications**

## Technical data

Accuracy - ± 0.2 mm/m

Dust and splash protection IP 54

Weight 0,5 kg

Scope of supply 0 601 063 N00

Folding Box

Carrying case

Turning Base

Pouch

4 AA Alkaline Battery



## User benefits:

- Compact - Light and easy-to-carry
- Robust - Thanks to the highly sophisticated Bosch pendulum precision system (PPS) which further enhancing maximum tool protection and levelling accuracy
- Quality - Incorporated with Bosch Intelligent Current Management (ICM) providing the highest laser line performance and extended operating lifetime

## Line and point lasers

## GLL 3 X

Professional

The compact cross Line & point lasers for professionals



## Technical data

Working range 15 m

Accuracy - ± 0.5 mm/m

Self-levelling range ± 4°

Weight 0,4 kg

Scope of supply 0 601 063 CJO

4 x AA alkaline batteries

Protective pouch

## Line and point lasers

## GLL 3-15 X

Professional

For easy decorative interior fitting applications



## Technical data

Working range 15 m

Accuracy ± 0.2 mm/m

Levelling time 4 Ps

Weight 0,72 kg

Scope of supply 0 601 063 M00

Protective bag

## Line and point lasers

## GLL 3-50

Professional

The easy to use complete solution for all levelling and transfer applications



## Technical data

Working range 10 m

Accuracy - ± 0.3 mm/m

Self-levelling range ± 4°

Weight 0.94 kg

Scope of supply 0 601 063 800

4 x 1.5 V LR6 (AA) batteries

Laser target plate  
L-BOXX inlay for tool


Protective bag

# GLL 3-80

Professional

The compact Multi Line & point lasers for all indoor applications

Technical data	
Accuracy	- ± 0.2 mm/m
Dust and splash protection	IP 54
Projection	3 x 360° line
Length	159 mm
width	75 mm
Height	141 mm
Weight	0,74 kg
Scope of supply	0 601 063 305
	Laser target plate



## User benefits:

- One horizontal and 2 vertical 360° lines enable many new applications for simultaneous marking, alignment and levelling indoors
- Self-levelling (4° in 4 sec), very precise (± 0.2 mm/m) and range of up to 80 m with receiver
- Compact, easy-to-handle and extremely robust (IP54)

## Line and point lasers

## GLL 3-80 P + BM 1 + L-BOXX 136

Professional



Technical data	
Accuracy	- ± 0.2 mm/m
Dust and splash protection	IP 54
Length	159 mm
Width	75 mm
Height	141 mm
Weight	0,75 kg
Scope of supply	0 601 061 309
	BT 150 Professional building tripod (0 601 096 B00)

Positioning BM 1	The easy solution for GLL 2-15 Professional
User benefit	The clamp makes the BM3 ideal for ceiling applications Height adjustment for safe and precise alignment Quick and easy fixing of the Line & point lasers

## Line and point lasers

## GLL 3-80 P + BM 1 + LR 2 + L-BOXX

Professional



Technical data	
Accuracy	- ± 0.2 mm/m
Dust and splash protection	IP 54
Length	159 mm
Width	75 mm
Height	141 mm
Weight	0,75 kg
Scope of supply	0 601 063 30A
	BT 150 Professional building tripod (0 601 096 B00)

Technical data	
Weight	270 g
Scope of supply	0 601 069 100
	1 x 9 V 6LR61 (block) battery
Positioning BM 1	The universal solution for Line and point laser levels
User benefit	Flexible fitting of the mount, for example with screws, magnets or on a tripod The clamp makes the BM1 ideal for ceiling applications Height adjustment with locking device for safe and precise alignment





# GTL 3

Professional

Fast tile laying due to additional line at 45°

## Technical data

Laser diode	635 nm, < 1 mW
Working range	20 m
Working range with target plate	20 m
Angle accuracy (between 0-90° angle)	± 0,2 mm/m
Dust and splash protection	IP 54
Projection	3 lines
Scope of supply	0 601 015 200
	4 x 1.5 V (AA) batteries
	Alignment disc
	Laser target plate
	Protective bag



## User benefits:

- In addition to the two laser lines at a 90° angle, it projects a third line at 45° for precise and fast alignment and laying of wall and floor tiles
- High accuracy of 0.2 mm/m
- Compact and lightweight design for optimum ease of use

## Surface laser

# GSL 2

Professional

The first simple and fast solution to check floor surface planarity

## Technical data

Projection	2 lines
Accuracy	+/- 0.3 mm/m
Working range	20 m
Dust and splash protection-With greetings	IP 54
Scope of supply	0 601 064 071
	Laser goggles



## User benefits:

- More quality: overview of floor flatness through continuous laser lines + higher accuracy
- More speed: floor scanning accomplishes within minutes
- More convenience: remote control makes the work done with even less effort

# Rotation

---

Bosch rotary lasers are designed for productivity and performance. Electronic self-Levelling and exceptional accuracy allows all interior and exterior applications to be done with confidence. Easy setup and operation to get the job done fast. Bosch offers solutions with the right features and packages to fit your application needs.

03





## Rotation lasers

# GRL 500 HV + LR 50

Professional

The first Rotation Lasers with theft protection for all levelling work

Technical data	
Self-levelling range	± 5,7° (10%)
Dust and splash protection	IP 56
Power supply	- 4 x 7.4-V-Li-Ion
Operating time (max.)	- 25 h
Tripod thread	2 x 5/8"
Length	508 mm
Width	495 mm
Height	254 mm
Weight	7,6 kg
Scope of supply	0 601 061 B00
	Bracket for LR 50 Professional (1 608 M00 C1A)
	Quick Charger for EU/UK 1 608 M00 C1C
	Protective case for LR 50 Professional
	Carrying case GRL 500 Professional



### User benefits:

- Theft protection: an alarm is triggered if the GRL 500 H/HV is moved without the LR 50 Professional during operation.

## Rotation lasers

## GRL 300 HV SET

Professional

Easy handling with horizontal and vertical self-levelling



Technical data	
Accuracy	- ± 0.1 mm/m
Dust and splash protection	IP 54
Weight	1,8 kg
Scope of supply	0 601 061 501
	Laser Receiver LR 1 Professional

# Even more power and precision with the right accessory

## LR 1 Professional laser receiver

- Handy receiver for indoor and outdoor use for ranges of up to 200 m in combination with GRL 400 H Professional and GRL 300 HV Professional Rotation Lasers
- Visual and audible alignment of the laser beam plane
- Dust and splash protection (IP 65)

**GRL 300 HVG**  
Professional



**GRL 400 H**  
Professional



**LR 1**  
Professional



## LR 1G Professional laser receiver

- Handy receiver for indoor and outdoor use for ranges of up to 150 m in combination with GRL 300 HVG Professional and GRL 300 HV Professional Rotation Lasers
- Easily attached to a staff using the bracket
- Clear display showing all necessary information
- Dust and splash protection (IP 65)

**GRL 300 HVG**  
Professional



**LR 1G**  
Professional



## Remote control and LR 50 Professional high-performance receiver

- Receiver and remote control in one in combination with GRL 500 H/HV Professional
- Handy receiver for indoor and outdoor use for ranges of up to 150 m in combination with GRL 500 H/HV Professional
- Large reception field for quickly finding the laser beam
- Illuminated displays on the front and back showing all information







**GRL 500 HV**  
Professional







**LR 50**  
Professional




# Accessories specification at a glance

	Laser receiver	Range	Measuring accuracy	Power supply	IP protection Class	Weight	Suitable for	Part number
	<b>Laser Receivers LR 2 Professional</b>	5 – 50 m	± 1 mm/ ± 3 mm	1x9 V 6LR61	IP 54	0.2 kg	GLL 3-80 P; GLL 2-80 P; GLL 2-50 Professional	0 601 069 100
	<b>Laser Receivers LR 1G professional</b>	0 – 150 m	± 1 mm/ ± 3 mm	1x9 V 6LR61	IP 65	0.36 kg	GRL 300 HVG Professional	0 601 069 700
	<b>Laser Receivers LR 1 professional</b>	0 – 200 m	± 1 mm/ ± 3 mm	1x9 V 6LR61	IP 65	0.36 kg	GRL 400H; GRL 300 HV; BL 200 GO Professional	0 601 015 400
	<b>Laser Receivers LR 6 professional</b>	5 – 50 m	± 1 mm/ ± 3 mm	2 x 1.5 V LR03 (AAA)	IP 54	120 g	-	0 601 069 H00
	<b>Laser Receivers LR 7 professional</b>	5 – 50 m	± 1 mm/ ± 3 mm	2 x 1.5 V LR6 (AA)	IP 54	150 g	GCL 2-50 C; GCL 2-50 CG	0 601 069 H00 0 601 069 J00
	<b>Laser Receivers/Remote controls LR 50 professional</b>	250 m/ 150m	-	Integrated LI-ion battery	IP 56	0.3 kg	GRL 500 H; GRL 500 HV Professional	0 601 069 A00

# Accessories specification at a glance

	Building tripods	Work height	Tripod thread	Weight	Suitable for	Part number
	<b>Building Tripod BT 150</b>	52-147 cm	1/4"	1,0 Kg	GCL 25; GPL 5; GPL 3; GLL 2-15; GLL 3-50; GLL 3-80 P; GLL 2-80 P; GLL 2-50; GLM 50; GLM 80; GLM 100 C; GLM 150; GLM 250 VF Professional	0 601 091 B00
	<b>Building Tripod BT 160</b>	97-160 cm	5/8"x11	4,1 Kg	GPL 5; GPL 3; GLL 2-15; GLL 3-50; GLL 3-80 P; GLL 2-80 P; GRL 400 H; GRL 300 HVG; GRL 300 HV; BL 200 GC; GOL 20 G/D; GOL 26 G/D Professional With adapter: GLL 2-50; GLM 50; GLM 80; GLM 100 C; GLM 150; GLM 250 VF Professional	0 601 091 200
	<b>Building Tripod BT 170 HD</b>	107-165 cm	5/8"x11	5,5 Kg	GPL 5; GPL 3; GLL 2-15; GLL 3-50; GLL 3-80 P; GLL 2-80 P; GRL 400 H; GRL 300 HVG; GRL 300 HV; BL 200 GC; GOL 20 G/D; GOL 26 G/D Professional With adapter: GLL 2-50; GLM 50; GLM 80; GLM 100 C; GLM 150; GLM 250 VF Professional	0 601 091 300
	<b>Building Tripod BT 300 HD</b>	122-295 cm	5/8" x 11	7,2 kg	GPL 5; GPL 3; GLL 2-15; GLL 3-50; GLL 3-80 P; GLL 2-80 P; GRL 400 H; GRL 300 HVG; GRL 300 HV; GRL 500 H/HV; GOL 20 G/D; GOL 26 G/D Professional With adapter: GLL 2-50; GLM 50; GLM 80; GLM 150; GLM 250 VF Professional	0 601 091 400

	Rods/Staffs	Work height/ Dimensions	Sections	Weight	Suitable for	Part number
	<b>Measuring rod GR 240 Professional</b>	Up to 2,4m	2	1,3 kg	GLL 2-15; GLL 3-80 P; GLL 2-80 P; GLL 2-50; GRL 400 H; GRL 300 HV; GRL 300 HVG; BL 200 GC; GOL 20 G/D; GOL 25 G/D Professional	0 601 094 100
	<b>Measuring rod GR 500 Professional</b>	Up to 5m	5	1,98 kg	GRL 400 H; GRL 300 HV; GRL 300 HVG; BL 200 GC; GOL 20 G/D; GOL 25 G/D Professional	0 601 094 300



# Optical levels

---

The Optical levels from Bosch excel due to their high precision and great reliability. The tried-and-tested tripods make levelling easier and are easily, very precisely and reliably set, which makes them perfect for use in tough conditions on the jobsite.

03



## Optical levels

# GOL 20 G/D

Professional

**GOL Optical levels** Robust and reliable – ideal for outdoor use

Technical data	
Accuracy	3 mm at 30 m
Dust and splash protection	IP 54
Weight	1,5 kg
Scope of supply	0 601 068 401
	Adjusting pin



## User benefits:

- Target collimator for rough alignment
- Penta prism makes it easy to read the circular vial
- Erect image
- Large focusing knob for easy alignment
- Endless gon/angle setting using knobs with friction-braked rotation

## Optical levels

## GOL 20 G/D + BT 160 + GR 500

Professional



Technical data	
Accuracy	3 mm at 30 m
Dust and splash protection	IP 54
Weight	1,5 kg
Scope of supply	0 601 068 403
	Adjusting pin

Positioning BT 160	Versatile aluminium tripod
User benefit	Quick locking
	Easy transport due to shoulder strap
	High stability on any floor
Positioning GR 500	For all measurements of floor heights
User benefit	Robust, high-quality aluminium profile
	Extendible up to 5 m
	For use even under extreme conditions

## Optical levels

## GOL 26 G/D

Professional

Extremely robust for outdoor use



Technical data	
Length	300 mm
Width	210 mm
Height	200 mm
Accuracy	1.6 mm at 30 m
Dust and splash protection	IP 54
Weight	1,5 kg
Scope of supply	0 601 068 001

Lens cover  
Plumb bob  
Allen key  
Adjusting pin  
Carrying case

## Optical levels

## GOL 32 G/D

Professional

Robust and reliable – ideal for outdoor use



Technical data	
Length	310 mm
Width	205 mm
Height	205 mm
Accuracy	1 mm at 30 m
Dust and splash protection	IP 54
Weight	1,7 kg
Scope of supply	0 601 068 501

Lens cover  
Plumb bob  
Allen key  
Adjusting pin  
Carrying case






# Detectors

---

Bosch wall and floor scanners make it easy to know what you're up against before starting a job. Accurately detect wood, metal and live wiring (up to 6" in cured concrete).

An informative graphical display and automatic calibration ensure quick and accurate Detectors before drilling or cutting.

04



## Detector

# GMS 120

Professional

The most reliable multi-detector in its class

## Technical data

Length	259 mm
Width	167 mm
Height	74 mm
Weight	0,220 kg
Scope of supply	0 601 081 000
	Hand strap



## User benefits:

- Maximum reliability: most objects are found and application errors are avoided due to the automatic calibration

## Detector

# D-TECT 120

Professional

The most convenient universal detector for reliable  
Detectors of all materials including plastic

## Technical data

Length	446 mm
Width	357 mm
Height	154 mm
Weight	3,262 kg
Scope of supply	0 601 072 301
	AL 1130 CV quick charger (2 607 225 133)
	L-BOXX 136 1 600 A00 1RR
	Quick-start card
	1 x 1.5 Ah Li-Ion battery 2 607 336 761



## User benefits:

- Innovative center finder technology gives direction indication for precise location of object center
- Spot measurement enables you to perform measurement with great ease
- Reliable Detectors of all objects with an easy user interface featuring 3 mode buttons

# D-TECT 150 SV

Professional

The specialist for finding objects in difficult conditions

## Technical data

Length	265 mm
Width	185 mm
Height	170 mm
Weight	0.65 kg

Scope of supply 0 601 010 008

4 x 1.5 V LR6 (AA)

Protective bag

Quick-start card



## User benefits:

- Unique: reliable Detectors of objects in damp concrete
- Millimetre-accurate Detectors of ferrous/non-ferrous metals, live cables, wooden studs and plastic pipes
- Digital display of material properties

## Inspection camera

# GIC 120

Professional

The compact tool for quick and easy inspection

## Technical data

Display size	2,7 "
Display resolution	320 x 240 px
Diameter of camera head	8,5 mm
Length of camera cable	120 cm

Scope of supply 0 601 241 100

4 x 1.5 V LR6 (AA)

4GB MicroSD card

AA1 alkaline battery adapter (1 608 M00 C1B)

GIC camera cable, 8.5 mm diameter, 120 cm long

Hook, magnet, mirror



## User benefits:

- The "Up is Up"™ function offers the user optimum orientation due to automatic rotation of the image
- Transfer images and videos directly via a micro USB cable or a micro SD card for documenting critical areas
- Dual Power Source: Can be operated both with 10.8 V-Li battery and with standard alkaline batteries



## Inspection camera

# GIC 120 C

Professional

## Convenient inspection and documentation of hard-to-reach areas

Technical data	
Display size	3,5"
Display resolution	320x240 px
Length of camera cable	120 cm
Weight	0,64 kg
Scope of supply	0 601 241 100
	4 x 1.5 V LR6 (AA)
	GIC camera cable, 8.5 mm diameter, 120 cm long
	Hook, magnet, mirror
	L-BOXX inlay
	Micro USB cable
	4GB MicroSD card
	4 x 1.5 V LR6 AA

### User benefits:

- The "Up is Up"™ function offers the user optimum orientation due to automatic rotation of the image
- Transfer images and videos directly via a micro USB cable or a micro SD card for documenting critical areas
- Dual Power Source: Can be operated both with 10.8 V-LI battery and with standard alkaline batteries



## Thermo detector

# GIS 1000 C

Professional

## Accurate measurement and easy recording of temperature and moisture levels

Technical data	
Measurement range	40 °C ... +1000 °C
Measuring accuracy of IR	±1.0 °C
Resolution	0.1 °C
Measuring accuracy of relative humidity	± 2 %
Working range	0,1 – 5 m
Scope of supply	0 601 083 300
	4 x 1.5 V LR6 (AA)
	AA1 alkaline battery adapter (1 608 M00 C1B)
	Carton (L-BOXX-ready)
	Quick-start card

### User benefits:

- Integrated camera for immediately documenting measured values in a photo



# Accessories specification at a glance

	Mounts/ Incline wedge/ Others	User Benefits	Weight	Suitable for	Part number
	<b>RM 3</b>	<ul style="list-style-type: none"> <li>- Motorised multifunctional mount for aligning the laser lines and for versatile mounting of the tool</li> <li>- Operable with smartphone via Bluetooth® or RC 2 Professional remote control</li> </ul>	0,5 kg	GCL 2-50 C; GCL 2-50 CG	0 601 092 800
	<b>RM 2</b>	<ul style="list-style-type: none"> <li>- Multifunctional mount for aligning the laser lines and for versatile mounting of the tool</li> <li>- Stepless fine-positioning of the</li> </ul>	0,2 kg	GCL 2-15; GCL 2-50	0 601 092 700
	<b>RM 1</b>	<ul style="list-style-type: none"> <li>- Multifunctional mount for aligning the laser lines and for versatile mounting of the tool</li> </ul>		GCL 2-15	0 601 092 600
	<b>Wall Mount WM 4 Professional</b>	<ul style="list-style-type: none"> <li>- Versatile fixing of the mount</li> <li>- Height adjustment with locking device for safe and precise alignment</li> </ul>	0,7 kg	GRL 500 H; GRL 500 HV; GRL 400 H; GRL 300 HVG; GRL 300 HV Professional	0 601 092 400
	<b>Universal Mount BM1 Professional</b>	<ul style="list-style-type: none"> <li>- Versatile fixing of the mount</li> <li>- Height adjustment with locking device for safe and precise alignment</li> </ul>	0.5 kg	GPL 5; GPL 3; GLL 2-80 P; GLL3-80 P Professional  Ideal also in combination with the BT 350 Professional telescopic pole	0 601 015 A01

# Bosch repair service

## Ensuring everything runs smoothly

To work effectively, it is vital to be able to rely on your tools. Bosch Service for Professionals does everything possible to make sure you can.


### In Safe Hands

Our qualified technicians repair and service your tools quickly and reliably to ensure they are always ready to deliver their best performance.

All repair work is guaranteed for 1 month.

### Your repair advantages

- ▶ Repaired exclusively by qualified experts
- ▶ Comprehensive mechanical, electrical and safety checks are carried out
- ▶ Parts subject to wear are checked, lubricated and replaced if required
- ▶ Tools are cleaned inside
- ▶ 1 month warranty on all replaced parts
- ▶ Free labour and spare parts replacement during warranty period



# Bosch calibration service

## For extremely high levels of precision in your measuring tools

Anyone who uses construction laser and levels has to be sure that they function reliably and that they meet the required standards. For this reason, we recommend an annual inspection of your instruments by the Bosch calibration service - which is fast, precise and reliable.



Our service centre with its highly qualified personnel and quick lead times is available to you via your dealer. The calibrations meet the requirements of ISO 9000. (Control of inspection, measuring and test equipment). You will receive a certificate including documentation of all measured values.

- ▶ Instrument is cleaned
- ▶ Measuring accuracy is inspected
- ▶ If necessary : Instrument is adjusted
- ▶ Calibration certificate
- ▶ Instrument is returned within five working days

We will inspect and adjust other product groups individually on a time and material basis. We will provide more detailed information about this on request.

### Services any eventuality

Our service is, of course, also there for you if your instrument has a technical defect or it has been damaged in a fall.

Ask your dealer to help you process the repair.



If deviations from the standard values are discovered during inspection, the instrument will be precisely adjusted.



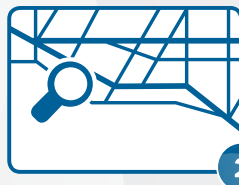
# Bosch Tool Box App



1

## Building documentation

Easily and efficiently document your projects – directly on the jobsite. Create projects for your customer orders and record the progress with reports.




2

## Dealer locator

Find the right local dealer by GPS at any time.

### Also

+ Bosch Professional product catalogue



3

## Torch


Turn your smartphone into an LED torch, providing bright light for tradespeople and other professionals on unlit jobsites.



4

## Unit converter

Easy to operate, quick conversion of over 50 units of measures that are relevant for tradespeople and other professionals, such as distances, weights and volumes.



5

## Measurement camera

Simply take a photo of the jobsite, enter the measured distances and angles directly into the photo, make notes on important details and send the photo by e-mail. Measurements made easy.



6

## Report sheet

Quickly and easily document your journey, work done and material used – directly on the customer's premises. Use the export function for quickly sending report sheets as PDF files to accounting and customer.

# Legend



**Best work results with speed pre-selection**  
for applications requiring material-specific speed



**Convenient adjustment of the chisel position**  
enabling you to adapt it to each work situation



**Forward / reverse rotation**  
for inserting and removing screws



**Comfortable working**  
thanks to low vibration by adding rubber mounting/foam padding to the handles



**SDS-plus toolholder**  
Optimum power transfer. For Rotary hammers in the 2 – 4kg class



**Optimal power transmission**  
for large hammers



**Metal chuck 1.0 - 13.0 mm**



**Long lifetime of the tool**  
as the tool shuts off in case of an extreme overload situation



**Protection of the user and the machine in case of overload or binding**  
No abrupt blockage of the tool by unlatching clutch dogs and minimizing torque



**Bosch SDS System**  
Fast, tool-free changing of application tools



**No self-discharge, no memory effect**  
and a higher energy density thanks to Li-Ion battery technology



**Construction**  
The professional power tools for construction from Bosch



**Woodworking**  
The professional power tools for woodworking from Bosch



**Prevents autonomous restart of the tool**  
after power blackout. Only through new, conscious activation will the tool be ready to use



**Test winner**  
in average drilling speed – ascertained by the independent SLG testing and certification institute



**Best work results with constant speed**  
thanks to electronic regulation of speed - even under load



**Long lifetime of the tool**  
as the tool shuts off in case of an extreme overload situation



**Suitable for stainless steel**



**Direct cooling**  
For high overload capability and a long service life



**Soft start**  
as the load and torque of the motor are temporarily reduced during start-up



**Click & Clean System – 3 great benefits**

A clear view of the work surface: You work more precisely and faster Harmful dust is extracted immediately: Protects your health Less dust: Longer lifetime of tool and Accessories



**Dust extraction**  
directly into the integral dust bag on the tool and/or using an all-purpose dust extractor



**Comfortable handling**  
of the tool thanks to softgrip



**Convenient change of Accessories**  
Keyless chuck opens and closes easily



**Longer motor life - more runtime - more power thanks to brushless motor**



**Easy and precise control of the RPM**  
thanks to variable speed



**Stirring mechanism Ø 140 mm**



**Optimal protection of the cells**  
against excessive heat due to special, heat conductive housing



**Auxiliary handle**



**Disc diameter 125 mm**



**Illuminating of the work area**  
with bright LED light



**Battery 100% compatible with all tools within its voltage class**

Choose the XL battery for longest runtime or the compact battery for best handling



**Metalworking**  
The professional power tools for metalworking from Bosch.



**Optimized torque for screwdriving and speed for drilling**  
thanks to 2-speed planetary gearbox



**Turbo Power**  
More power for faster working.



**Prevents autonomous restart of the tool**  
after power blackout. Only through new, conscious activation will the tool be ready to use



**Case**  
Robust standard case



**Outstanding user protection**  
thanks to the anti-rotation protective guard - stands firm, even if the disc breaks

# Leadership in Technology Puts Health and Safety first

## Some simple Bosch Guidelines

Power tools are indispensable for professionals. They are favoured as they help users to save time and they also make the job easier. However, they need to be handled carefully, otherwise they can lead to injury. Accidents usually occur due to negligence, boredom, and overconfidence.

By keeping the following safety tips in mind, it is possible to work effectively and safely with power tools.

### 1. Eye protection:

Safety glasses prevent dust, debris, wood shaving and other substances from getting into the eyes, they are one of the most basic safety equipment.

### 2. Ear protection:

Earplugs should be worn when using power tools, especially in a closed environment to minimise the damage to the ears.

### 3. Knowing the right tools for the job:

Knowing the right tools for the job can help avoid injury to oneself or damage to the materials. Always read the instruction manuals provided with the equipment thoroughly and get familiar with the recommended safety precautions.

### 4. Correct use of power tools:

Tools should never be carried by their cords and should be disconnected when not in use; while handling a tool connected to a power source, fingers should be kept away from the on/off switch.

### 5. Wear the right clothes:

Long hair should be tied up and loose clothing avoided. Clothing should cover the entire body and heavy gloves worn in order to avoid injury caused by sharp implements or splinters. Masks should be worn to prevent inhalation of harmful minute particles of the material that is being worked on and steel-toed work boots and hard hats can help prevent injury to the feet and head.

### 6. Regular tool inspection:

Power tools should never be used in wet conditions and should be checked regularly for exposed wiring, damaged plugs and loose plug pins. Damaged cords should always be replaced and tools that are damaged or those that sound or feel different when used should be checked and repaired.

### 7. Clean work area:

Accumulated dust particles can ignite with a spark and flammable liquids should be kept covered and away from the work area. An uncluttered work area makes it easier to manoeuvre the power tool and can help avoid accidents.

### 8. Extra precautions:

Use a quick-release clamp when using miter saws and a wood push-through when using table saws. Extra care should be taken while using nail guns or power belt sanders.

### 9. Correct storage:

Power tools should always be stored away after use to prevent them from being used by unauthorized or unqualified personnel.

### 10. Lighting:

It is important to use proper lighting while working with power tools, particularly when working in a basement or garage where lighting may not be sufficient.





# Cutting-edge technologies from a global provider

When you choose Bosch as a supplier of products and solutions your projects, you can be assured of cutting-edge technologies from a global provider. True to our company slogan “Invented for life,” our products and solutions are designed with our customers in mind. As a leading global supplier of technology and services, Bosch understands that professionals need to be able to rely on their industry partners for technical expertise and innovative thinking.

## **A leading global supplier of technology and solutions**

Bosch provides a comprehensive range of products and solutions for almost all industries and around the world. Whether the project requires energy-efficient heating and hot-water systems from respected brands, innovative and intuitive CCTV systems, or the hard-wearing power tools needed for professional installation, Bosch has a choice of products that are commonplace across construction sites today.

Under the brand name Rexroth, one of the world’s leading specialists in the field of drive and control technology, Bosch supplies industrial solutions for driving, controlling, and moving machinery and equipment designed especially for any specific industry.

## **Professional power tools**

Engineered for excellence — Bosch professional power tools meet the highest standards in speed, precision, and robustness for consistent, professional work results. Bosch has a long history of making high-quality Accessories for a wide range of applications. So whatever the job, you can rely on Bosch original Accessories.

As one of the world’s leading manufacturers of power tools and Accessories, Bosch offers professional tradespeople practically every tool they could ever need, from state-of-the-art lithium-ion cordless (battery-powered) to class-leading corded (mains powered) products.

## **Drive and control technology**

Bosch Rexroth is one of the world’s leading specialists in the field of drive and control technology, providing top performance in all areas of this wide field.

After all, ours is the only company in the market that offers a complete range of hydraulic, pneumatic, electronic, and mechanical solutions. Bosch Rexroth develops, produces, and sells components and systems in more than 80 countries.

These strengths make us the ideal partners for movable architectural structures. Supplying perfect technology is not enough for us, however. We also offer comprehensive services such as advisory services, concept development, training, and maintenance, which we tailor to your specific project.

## **Security systems**

For security and safety, as well as for communications products, solutions, and services, Bosch Security Systems is the perfect partner. The Security Systems division has the capacity to offer integrated systems tailored to the specific requirements of each application.

Maximize security from the start — Bosch access control systems guarantee reliable access management both indoors and outdoors and permit easy integration of third-party equipment. All this can be combined with video surveillance to boost security in critical situations.

Contain fires and facilitate evacuations — Fires constitute a major threat. To protect lives and property at mining facilities, it is vital to quickly detect, locate, verify, and contain fire events. Bosch fire panels and detectors are ideal for this.

But they can also do much more. They apply multiple intelligent criteria to ensure early, reliable Detectors, with high immunity to false alarms and fast responses.

## **Thermotecnology**

The planning and provision of heating and hot-water solutions for sites presents particular challenges to all involved. We at Bosch Thermotechnology are ideally prepared for such demanding tasks.

All our projects are planned from start to finish using an integrated, systematic approach – an excellent way to guarantee that the heating and hot-water systems will be energy-efficient and effective when they are completed.

Thanks to our modular and extremely comprehensive product portfolio, we can find the optimum solution to meet the precise requirements of any specific operation.

## **Automotive aftermarket**

The Bosch Automotive Aftermarket division is one of the world's leading aftermarket and workshop suppliers. It offers a complete range of diagnostics and workshop equipment as well as an extensive portfolio of components – from new and exchange parts to repair solutions – for passenger cars, commercial vehicles, construction equipment, and special-purpose vehicles.

More than 15,000 associates in 140 countries, as well as a global logistics network, ensure that some 450,000 different spare parts reach customers quickly and on time. Its comprehensive range of services includes the reliable maintenance and repair of all types of systems and components, and even entire vehicles.

## **Packaging technology**

Bosch Packaging Technology offers the most comprehensive portfolio of process technology and packaging solutions for the confectionery and dry or liquid food industries. We provide customers with scalable solutions, from entry-level to the most advanced and innovative high-end technologies available. Bosch Packaging Technology strives to serve its customers as a single-source supplier of complete solutions for primary and secondary packaging, including the integration of third party equipment.

We provide Aftermarket Services with portfolio ranges from standard services to complete service packages, tailored to your specific needs. With our Modernization, Spare Parts or Field Service, we assist you in achieving maximum output and minimum downtime.

## **BSH**

41 production sites in Europe, the USA, Latin America and Asia, and a strong network of nearly 80 sales, production, and service companies in around 50 countries are a strong foundation for BSH's customer-oriented business model.

At the end of 2016, BSH had a worldwide workforce of about 58,300 employees (including trainees). This is an increase of 1,800 employees. The interplay of four Global Brands, eight Local Heroes, and two Label Brands guarantees a broad presence in a wide range of price segments and regions – making BSH the world's number two in the appliance sector.

**Email** – [crossselling@ng.bosch.com](mailto:crossselling@ng.bosch.com)

# INDEX

## Professional Power tools:

### | GA:

GAS 15 PS	98
GAS 35 M AFC	68
GAS 55 M AFC	68
GAL 1230	20
GAL 3680 CV	21

### | GB:

GBA 12 V 2.0 Ah	20
GBA 18 V 5.0 Ah	21
GBA 18 V 6.0 Ah x 2	21
GBA 36 V 4.0 Ah	21
GBH 2000	43
GBH 2-24 DRE	43
GBH 2600	45
GBH 2-26 DRE	45
GBH 2-28 DFR	46
GBH 2-28	45
GBH 18 V-EC	22
GBH 3-28 DFR	46
GBH 36 V-LI Plus	46
GBH 4-32 DFR	46
GBH 5-40 D	50
GBH 5-40 DCE	50
GBH 8-45 DV	53
GBH 12-52 DV	98
GBL 800 E	38
GBM 320	38
GBM 1000	38
GBM 1600 RE	38
GBM 13-2 RE	38
GBM 32-4	40
GBR 15 CA	68
GBS 75 AE	90

### | GC:

GCM 10 MX	94
GCM 12 GDL	95
GCO 200	77
GCR 180	57
GCR 350	57

### | GD:

GDB 350 WE	57
GDB 180 WE	57
GDR 120-L	16
GDS 18 E	59
GDS 18 V-EC 250	23
GDS 18 V-LI H	23
GDS 24	59
GDS 30	59
GDX 18V-EC	23

### | GE:

GEX 150 AC	89
------------	----

### | GG:

GGs 5000	74
GGs 5000 L	74

### GGs 28 C

75

### | GH:

GHO 6500	93
GHO 16-82	93
GHO 26-82	93
GHG 500-2	98
GHP 5-55	102
GHP 5-65	102
GHP 5-75	102

### | GK:

GKS 190	82
GKS 235	82
GKS 18 V-LI	23
GKT 55 GCE	82

### | GM:

GMB 32	40
--------	----

### | GN:

GNF 35 CA	68
-----------	----

### | GO:

GOF 1250 CE	92
GOP 18V-28	92

### | GP:

GPO 14 CE	74
-----------	----

### | GR:

GRW 12 E	46
----------	----

### | GS:

GSA 1100 E	85
GSB 1080-2-LI	15
GSB 180-LI	15
GSB 18 V-EC	15
GSB 18 VE-2-LI	22
GSB 1300	26
GSB 13 RE	26
GSB 16 RE	26
GSB 19-2 RE	27
GSB 21-2 RE	27
GSB 162-2 RE	27
GSH 5	53
GSH 11 E	53
GSH 11 VC	53
GSH 16-28	54
GSH 27 VC	54
GSR 1000	10
GSR 120-LI	10
GSR 180-LI	10
GSR 18-2-LI Plus	10
GSR 18 V-EC	22
GSR 18 V-EC TE	22
GSR 6-45 TE	80
GSS 230	87
GSS 280 AE	87
GST 65 BE	80
GST 90 BE	80

GST 150 BCE  
GST 18 V-LI B

80  
23

**| GT:**

GTM 12 JL  
GTS 10 J

95  
95

**| GW:**

GWS 6700  
GWS 750  
GWS 8-115 Z  
GWS 9-115/ 125  
GWS 1000  
GWS 1400  
GWS 13-125 CI  
GWS 17-125 CIE  
GWS 18-125 V-LI  
GWS 20-230 H  
GWS 22-180 H  
GWS 22-230 H  
GWS 24-180 H  
GWS 24-230 H  
GWS 26-230 B  
GWS 24-230 JVX

62  
62  
62  
62  
62  
62  
63  
63  
23  
69  
70  
70  
70  
70  
70  
70  
70

**Measuring tools:**

**| D-TECT:**

D-TECT 120  
D-TECT 150 S

134  
135

**| GA:**

GAM 220

111

**| GC:**

GCL 2-15  
GCL 25  
GCL 2-50

114  
115  
115

**| GI:**

GIM 60  
GIM 120  
GIC 120  
GIC 120 C  
GIS 1000 C

110  
110  
135  
136  
136

**| GL:**

GLL 2-20  
GLL 2  
GLL 2-10  
GLL 2-50  
GLL 2-80  
GLL 2-15 kit + BM 3  
GLL 2-15 + BS 150  
GLL 5-50  
GLL 3X  
GLL 3-15X  
GLL 3-50  
GLL 3-80  
GLL 3-80 P + BM 1+ L-BOXX 136  
GLL 3-80 P + BM 1+ LR2+ L-BOXX  
GLM 15  
GLM 20

116  
116  
116  
116  
117  
117  
117  
118  
118  
118  
118  
119  
119  
119  
107  
107

GLM 30  
GLM 40  
GLM 50C  
GLM 50  
GLM 80  
GLM 80 + R 60  
GLM 80 + BS 150  
GLM 100C  
GLM 250 VF

107  
107  
108  
108  
108  
109  
109  
110  
110

**| GM:**

GMS 120

134

**| GO:**

GOL 20 G/D  
GOL 20 G/D + BT160 + GR 500  
GOL 26 G/D  
GOL 32 G/D

130  
130  
130  
130

**| GP:**

GPL 3  
GPL 5

114  
114

**| GR:**

GRL 500 HV + LR 50  
GRL 300 HV Set

124  
124

**| GS:**

GSL2

121

**| GT:**

GTL3

121

**| GW:**

GWM 32

111

**Bosch repair service**

138

**Bosch calibration service**

139

**Bosch Tool Box App**

140

**Legend**

141

**Leadership in Technology Puts  
Health and Safety first**

142

**Cutting-edge technologies from  
a global provider**

144

**Warranty guidelines**

148



# Warranty guidelines

We offer guarantee according to the following terms (No. 1 - 5) and we repair defects of the tool free of charge, which have been caused by material faults or production errors, within the guarantee period.

**1.** The warranty period for Power Tools is 12-months. High-pressure washers and Dremel have a 6-month Warranty. Warranty period starts with the purchase by the first end user. The date of the original invoice/till receipt is decisive.

**2.** Excluded from this guarantee are:

- Parts, which are subject to operational wear or to wear due to other normal consumption as well as defects of the tool that result from wear, or from wear due to other normal consumption e.g. carbon brushes.
- Defects of the tool, which are attributed to ignorance of operating instructions, to applications not in accordance with the intended use, to abnormal environmental factors, to extraneous operating conditions, to overloading or to improperly performed maintenance or cleaning.
- Defects of the tools, which are caused by use of Accessories or spare parts, which are not Bosch original parts.
- Tools which have been modified or which have been provided with non-Bosch supplements.  
Minor variances of the quality, which are insignificant concerning the value or the suitability of the tool. All tools with power cords cut will have warranty voided immediately.

**3.** In the event of a defect covered by this guarantee, we will remove this defect free of charge by measure of our choice: either the defective tool will be repaired or exchanged against a new (possibly later) model. Exchanged tools or parts will become property of Bosch.

**4.** The guarantee claim has to be asserted during the guarantee period. For this the tool in question together with the original invoice/till receipt (stating the date and the tool model) should be sent to seller or to one of the Bosch authorised service centres/dealers. Partially or completely dismantled tools are not covered by this guarantee. The buyer bears the cost and risk of transport to and from the service centre or dealer.

**5.** Other claims, other than the right of repair of the defective tool as mentioned in these guarantee conditions cannot be justified by our guarantee.  
The guarantee period of the tool will be neither extended nor renewed by means of our guarantee services.

**For more information, please visit:**

[www.bosch-pt.com/bosch/pt/ba-portal](http://www.bosch-pt.com/bosch/pt/ba-portal)

# User Engagements Activities at Bosch Power Tools Nigeria



**PT Demonstration Day at Dangote Fatherlier Lagos**



**PT Demonstration Day at Aframero Limited Lagos**



**PT Demonstration Day at lyke Commercial Limited Ogun**

## **Training Contact**

Robert Bosch Power Tools Nigeria  
52 – 54 Isaac John Street, GRA Ikeja Lagos, Nigeria  
[www.bosch-nigeria.com/ng](http://www.bosch-nigeria.com/ng)  
+234 (1) 448909

## **Service Center Contact**

### **Authorised Service Centres**

#### **Bosch Service Centre**

Beltok Electromech Eng. Works  
Plot 32, Kudirat Abola Way  
Oregun, Ikeja, Lagos.  
Phone: 08023329148  
E-mail: [beltokenengineering@yahoo.com](mailto:beltokenengineering@yahoo.com)


### **Authorised Service Dealers**

#### **Bertola Machine Tool Ltd**

296, Ikorodu Road , Anthony, Ikeja, Lagos  
Phone: 08129913447  
E-mail: [repairs@bertolamachinetool.com](mailto:repairs@bertolamachinetool.com)

#### **Roots Equipment And Materie Ltd**

Plot 796, Idu Industrial Area FCT, Abuja  
Phone: 07067782624  
E-mail: [service.nigeria@arabian-roots.com](mailto:service.nigeria@arabian-roots.com)

@ <http://www.bosch-professional.com.ng>  
 <https://www.youtube.com/user/BoschProfessionalNG>