



BOSCH



MADE TO GO BEYOND

Professional Power Tools
Quick Reference Guide

www.bosch-professional.com

MADE TO GO BEYOND

Bosch Brushless tools are made to run longer and last longer. To work like clockwork.



LONG LIFETIME

Less friction, less critical wear and tear, less downtime than a brushed motor.



EFFICIENT RUNTIME

Increased productivity enables tools to run longer with one battery charge thanks to better output power efficiency.



LESS NOISE AND HEAT

Operation without carbon brushes eliminates the noise generated by friction, no sparks, and burning smell.



BALANCED ERGONOMICS

More compact, lighter, slimmer tools: next-level convenience optimized for versatile operations.



BRUSHLESS
MOTOR




CORDLESS ANGLE GRINDER
GWS 180-LI PROFESSIONAL

CORDLESS IMPACT DRILL DRIVER
GSB 18V-50 PROFESSIONAL

CORDLESS ROTARY HAMMER WITH SDS PLUS **CORDLESS DRILL DRIVER**
GBH 180-LI PROFESSIONAL **GSR 18V-50 PROFESSIONAL**



ONE BATTERY FITS ALL! USE ONE BATTERY AND CHARGER ON EVERY TOOL WITHIN THE SAME VOLTAGE!



CHARGERS BATTERIES

12V



GBA 12V 2.0Ah GBA 12V 3.0Ah GBA 12V 4.0Ah



GAL 12V-40

18V



GBA 18V 1.5Ah GBA 18V 2.0Ah GBA 18V 3.0Ah GBA 18V 4.0Ah W



GBA 18V 5.0Ah ProCore 18V 4.0Ah ProCore 18V 8.0Ah ProCore 18V 12Ah



GAL 18V-160 C GAX 18V-30 GAL 18V-40 GAL 1880 CV

MADE TO GO BEYOND

One cordless tool is never enough.
Create your own, flexible PRO-MIX set!

PRO-MIX

Cordless Angle Grinders

GWS 180-LI

NO cord, NO brush, NO limits



Technical data 18 V | 1.6 kg
Order number: 0 601 9H9 ...
No-load speed: 11000 rpm
Grinding/cutting disc diameter: 115/125 mm
Spindle size: M 14
Features: keyless guard



GWS 18 V-10

Heavy duty cordless small angle grinder



Technical data 18 V | 2.1 kg
Order number: 0 601 9J4 ...
No-load speed: 9000 rpm
Grinding/cutting disc diameter: 100/115/125 mm
Grinding spindle thread 100 mm: M10, 115/125 mm: M14
Features: kickback control, restart protection, soft start, drop control



GWX 18 V-10

Improved power level and tool control in the 18V category - with X-LOCK



Technical data 18 V | 2.0 kg
Order number: 0 601 780 ...
No-load speed: 0 - 22000 rpm
Grinding/cutting disc diameter: 125 mm
Cutting depth: 125 mm: 34
Features: protection guard, 1000 W equivalent, kickback control, drop control, intelligent brake system restart protection



Cordless Straight Grinders

GGG 18 V-LI

The compact professional cordless straight grinder



Technical data 18 V | 1.8 kg
Order number: 0 601 9B5 ...
No-load speed: 0 - 22000 rpm
Tool holder: collet up to 8 mm diameter



Chargers

GAL 12 V-40/ 18 V-40*

Compact and fast chargers



Technical data 12 V - 450 g | 14.4 V - 18 V - 550 g
Order number: 1 600 A01 ...
Output current: 4 A
2.0Ah battery 80% / 100% charged in: 24 min / 35 min
3.0Ah battery 80% / 100% charged in: 36 min / 50 min
4.0Ah battery 80% / 100% charged in: 50 min / 65 min



Batteries

ProCORE 18V 4.0Ah/ 8.0Ah/12.0Ah

High performance batteries



Technical data 18V | 515 g / 955 g / 1350 g
Order number: 1 600 A01 ...
Capacity: 4.0Ah, 8.0Ah, 12.0Ah
Features: coolpack 2.0, charge level indicator, flexible power system



GBA 12 V 2.0Ah/ 4.0Ah

Compact and lightweight batteries 12V



Technical data 12 V
Order number: 1 600 200 ...
Extremely robust: Fully functional even after a 3 metre drop onto concrete
Bosch Professional 12V System - battery fits all tools within a voltage class

GBA 18 V 2.0Ah/ 4.0Ah/ 5.0Ah/ 6.0Ah

Compact and lightweight batteries 18V



Technical data 18 V
Order number: 1 600 200 ...
Bosch Professional 18V System - battery fits all tools within a voltage class
Extremely robust: fully functional even after a 3 metre drop onto concrete
Features: coolpack technology



GBH 220

So compact, So powerful



Technical data 720 W | 2.3kg
Order number: 0 611 2A6 ...
Impact energy: 2.0 J
Max. drilling dia. in (concrete, steel, masonry): 22 mm / 13mm, 30 mm
Impact rate: 0-4800 bpm
modes: drilling, hammering, chiseling 3
Features: SDS plus, variable speed, quick carbon brush change system, vario-lock function

GBH 2-24 RE/DRE/DFR

The new standard in concrete drilling



Technical data 790 W | 2.9/ 2.8 kg
Order number: 0 611 273 ...
Impact energy: 2.7 J
Max. drilling dia. in (concrete, wood, steel, masonry): 24 mm, 30 mm, 13 mm, 68 mm
Rated speed: 0 - 930 rpm
Impact rate at rated speed: 0 - 4200 bpm

GBH 2-26 DRE/ DFR

The fast all-rounder for daily use



Technical data 800 W | 2.9 kg
Order number: 0 611 253 ...
Impact energy: 2.7 J
Max. drilling dia. in (concrete, wood, steel, masonry): 26 mm, 30 mm, 13 mm, 68 mm
Rated speed: 0 - 900 rpm
Impact rate at rated speed: 0 - 4000 bpm
Opt. appl. range in concrete: 8 - 16 mm
Features: SDS plus, rotation control clutch, variable speed, forward/reverse rotation



GBH 2-28 F

Top performance with intelligent KickBack Control



Technical data 880 W | 3.1 kg
Order number: 0 611 267 ...
Impact energy: 3.2 J
Max. drilling dia. in (concrete, wood, steel, masonry): 28 mm, 30 mm, 13 mm, 68 mm
Opt. appl. range in concrete: 8 - 16 mm
Rated speed: 0 - 900 rpm
Impact rate at rated speed: 0 - 4000 bpm
Features: SDS plus, speed selection, forward/reverse rotation, rotation control clutch, chisel function



GBH 3-28 DRE/DFR

Top performance at 20% less vibration



Technical data 800 W | 3.6 kg
Order number: 0 611 23A/ 0 611 24A ...
Impact energy: 3.1 J
Rated speed: 0 - 900 rpm
Opt. appl. range in concrete: 12 - 18 mm
Max. drilling dia. in (concrete, wood, steel, masonry): 28 mm, 30 mm, 13 mm, 82 mm
Features: vibration control, SDS plus, forward/reverse rotation, vario-lock, variable speed, rotation control clutch



GBH 4-32 DRE/ DFR

The fastest multi-hammer in the 4 kg class



Technical data 900 W | 4.7 kg
Order number: 0 611 332 ...
Impact energy: 4.2 J
Max. drilling dia. in (concrete, wood, steel, masonry): 32 mm, 32 mm, 13 mm, 90 mm
Rated speed: 0 - 800 rpm
Impact rate at rated speed: 0 - 3600 bpm
Opt. appl. range in concrete: 14 - 25 mm
Features: vibration control, SDS plus, forward/reverse rotation, vario-lock, variable speed, rotation control clutch



GBH 5-40 D

The powerful hammer with the fastest drilling progress in its class




Technical data 1100 W | 6.8 kg
Order number: 0 611 269 ...
Impact energy: 8.5 J
Max. drilling dia. in (concrete, wood, steel, masonry): 40 mm, 40 mm, 90 mm
Opt. appl. range in concrete: 18 - 32 mm
Impact rate at rated speed: 1500 - 2900 bpm



Small Angle Grinders

GWS 700

Quality made affordable



Technical data	710W 1.7kg
Order number:	0 601 3A3 ...
No-load speed:	12000 rpm
Disc diameter:	115 mm
Grinding spindle thread:	M 14
Features:	compact and slim design for easy handling

GWS 750-100/ 115*


Power and handling - redefined



Technical data	750 W 1.8 kg
Order number:	0 601 394 ...
No-load speed:	11000 rpm
Disc diameter:	100/*115 mm
Grinding spindle thread:	M 10/*M 14
Features:	protection guard, direct cooling and 2-way switch

GWS 9-115/ P*

Get an incredible grip on safety and power!



Technical data	900 W 1.9/*2.1 kg
Order number:	0 601 396 ...
No-load speed:	0 - 11000/*11500 rpm
Disc diameter:	115 mm
Grinding spindle thread:	M 14
Features:	protection guard, *paddle switch

GWX 750-115

High performance for universal use



Technical data	750 W 1.8 kg
Order number:	0 601 7C9 ...
No-load speed:	0 - 11000 rpm
Disc diameter:	115 mm
Grinding spindle thread:	M 14
Features:	protection guard, restart protection

GWS 11-125/ P*

The most durable tool in its class



Technical data	1100 W 2.2/*2.3 kg
Order number:	0 601 79D/*0 601 792 ...
No-load speed:	11500 rpm
Disc diameter:	125 mm
Wire cup brush, diameter:	75 mm
Features:	2-way switch, direct cooling, protection guard and *PROtection switch

GWS 1400


The handy powerhouse



Technical data	1400 W 2.2 kg
Order number:	0 601 824 ...
No-load speed:	11000 rpm
Disc diameter:	125 mm
Wire cup brush, diameter:	70 mm
Grinding spindle thread:	M 14
Features:	protection guard, direct cooling, constant speed, auxiliary handle and soft start

GWX 14-125


Tough grinding performance with versatility for regular use in the 1400 W category - with X-LOCK



Technical data	1400 W 2.3 kg
Order number:	0 601 7B7 ...
No-load speed:	2900 - 11000 rpm
Disc diameter:	125 mm
Wire cup brush diameter:	75 mm
Features:	protection guard, direct cooling, constant speed, soft start

GWS 17-125 CIE

Maximum productivity and best user protection



Technical data	1700 W 2.4 kg
Order number:	0 601 79H ...
No-load speed:	2900 - 11500 rpm
Disc diameter:	125 mm
Wire cup brush, diameter:	75 mm
Grinding spindle thread:	M 14
Features:	constant speed, speed selection, direct cooling, protection guard, vibration control, restart protection, kickback control, soft start, overload protection and 2-way switch

GWS 2000-180/ 230*


Performance that meets reliability and your budget



Technical data	2000 W 5.0/*5.3 kg
Order number:	0 601 8B7 .../ 0 601 8B8 ...
No-load speed:	0 - 8500/*6500 rpm
Disc diameter:	180/*230 mm
Main handle:	straight
Grinding spindle thread:	M 14
Features:	tri-control switch, protection guard

GWS 2200-180/ 230 H*

Highest power per kilo!



Technical data	2200 W 5.0/*5.2 kg
Order number:	0 601 8C0/*0 601 8C1 ...
No-load speed:	8500/*6500 rpm
Disc diameter:	180/*230 mm
Grinding spindle thread:	M 14
Features:	tri-control switch, version with PROtection switch available

GWS 22-230 H


A powerful tool for the toughest jobs!



Technical data	2200 W 5.2 kg
Order number:	0 601 8B2 ...
No-load speed:	6500 rpm
Disc diameter:	230 mm
Grinding spindle:	M 14
Features:	protection guard and tri-control switch

GWS 24-180/230* P/** JZ


The grinder that works as hard as you!



Technical data	2400W 5.3kg / 5.5kg
Order number:	0 601 8C2 ... / 0 601 8C3 ...
No-load speed:	8500rpm / 6500rpm
Disc diameter:	180mm / 230mm
Grinding spindle thread:	M14
Features:	paddle switch, ** JZ version with dust protection cyclon technology, restart protection

GWS 26-180/ 230 H*

Superior efficiency solution




Technical data	2600 W 6.0/6.1 kg
Order number:	0 601 855/*0 601 856 ...
No-load speed:	8500/*6500 rpm
Disc diameter:	180/*230 mm
Grinding spindle thread:	M 14
Main handle:	shaft/straight
Features:	click & clean system, *protection guard, *spindle lock, *restart protection, *tri-control switch

Wall Chasers

GNF 35 CA


The durable tool with Constant Electronic



Technical data	1400 W 4.7 kg
Order number:	0 601 621 ...
Adjustable groove depth:	0 - 35 mm
Groove width:	3 - 39 mm
No-load speed:	9300 rpm
Disc diameter:	150 mm
Features:	constant speed, soft start, dust extraction and click & clean system

GNF 65 A

The powerful tool with lots of comfort



Technical data	2400 W 8.4 kg
Order number:	0 601 368 ...
Adjustable groove depth:	20 - 65 mm
Groove width:	3 - 40 mm
No-load speed:	5200 rpm
Disc diameter:	230 mm
Features:	constant speed, soft start, dust extraction, click & clean system, and spindle lock

Innovations

NEW! X-LOCK

The ultimate changing system for grinders.

X-LOCK is a new 2-piece changing system to switch angle grinder accessories with just one click. The X-shaped interface of the grinders head and the accessory allows easy and effortless mounting. A world's first by Bosch Professional.



XTRA CONVENIENT

Easy change of grinder accessories without any losable parts or additional mounting equipment - up to 5 times faster compared to conventional changing solutions.

XTRA COMPREHENSIVE

We offer a huge range of grinders and accessories to cope with all kinds of tasks.

XTRA RELIABLE

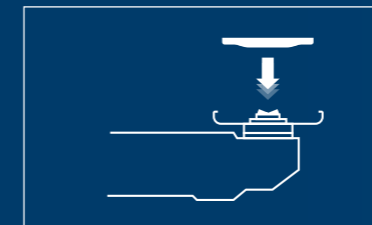
Directional accessories like diamond discs can't be incorrectly mounted thanks to the innovative X-LOCK System.

EASIEST CHANGE

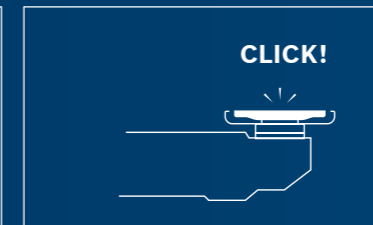
CONVENIENT

To attach, push the accessory on the X-shaped interface and get started. To release, simply pull the lever and remove the accessory with low force, even if it is jammed.

ATTACH

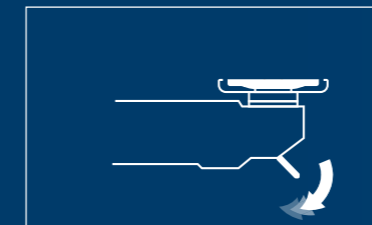


Centre disc



Press until click

RELEASE



Open the lock



Release disc



Straight Grinders

GGG 5000/ L*

Superior handling for heavy duty job



Technical data 500 W | 1.0/ *1.4 kg
Order number: 0 601 223/ *0 601 224 ...
 No-load speed: 33000 rpm
 Toolholder: collets up to 8 mm
 Spindle collar diameter: 41/43.5 mm

GGG 28 C/ LC*

Perfect handling for tough grinding applications



Technical data 650 W | 1.4/ *1.6 kg
Order number: 0 601 221 ...
 No-load speed: 30000 rpm
 Toolholder: collets up to 8 mm
 Spindle collar diameter: 43 mm
 Features: constant electronic and speed, kickback control and direct cooling, overload protection, soft start

HEAVY DUTY

GGG 8 CE

The specialist for surfaces



Technical data 750 W | 1.7 kg
Order number: 0 601 222 ...
 No-load speed: 2500-8000 rpm
 Toolholder: collets up to 8 mm
 Spindle collar diameter: 43 mm
 Features: constant speed, speed selection, kickback control, soft start, overload protection, direct cooling

HEAVY DUTY

Diamond/Stone Cutters

GDC 140

Powerful and smooth on hard surfaces!



Technical data 1400 W | 2.9 kg
Order number: 0 601 340 ...
 No-load speed: 13200 rpm
 Disc diameter: 115 mm
 Cutting depth: 35 mm

GDM 13-34

More cutting power with the longest lifetime in class



Technical data 1300 W | 2.8 kg
Order number: 0 601 36A ...
 No-load speed: 12000 rpm
 Saw, diameter (blade, bore): 110 mm, 20 mm
 Cutting depth (90° and 45°): 34 mm and 22 mm
 Features: constant speed, soft start, dust extraction, click & clean system, spindle lock

HEAVY DUTY

Jigsaws

GST 650

High-quality Bosch standards within reach



Technical data 450 W | 1.9 kg
Order number: 0 601 548 ...
 Saw, stroke length: 18 mm
 Stroke rate at no-load: 800-3100 spm
 Cutting depth in (wood, aluminium, non-alloyed steel): 65 mm, 10 mm, 3 mm
 Features: double insulation, variable speed

Polishers

GPO 950

First vertical polisher from Bosch!



Technical data 950 W | 2.3 kg
Order number: 0 601 3A2 ...
 No-load speed: 600-2100 rpm
 Polishing sponge, diameter: 180 mm
 Grinding spindle thread: M 14
 Features: variable speed, constant speed and soft start

HEAVY DUTY

GPO 14 CE

The handy tool for highly polished results



Technical data 1400 W | 2.5 kg
Order number: 0 601 389 ...
 No-load speed: 750-3000 rpm
 Grinding spindle thread: M 14
 Diameter (rubber sanding plate, wire cup brush, cup wheel, polishing sponge): 180 mm, 100 mm, 180 mm, 160 mm
 Features: constant speed, direct cooling, restart protection, overload protection, speed selection and soft start

HEAVY DUTY

Bench Grinders

GBG 60-20

The powerful and sturdy tool for toughest applications



Technical data 600 W | 15.0 kg
Order number: 0 601 27A ...
 Grit: 24, 60
 Grinding wheel (diameter,width,bore): 200 mm, 25 mm, 32 mm
 No-load speed: 3600 rpm

HEAVY DUTY

GST 700

Beyond expectations. Cut faster with ease.



Technical data 500 W | 2.1 kg
Order number: 0 601 2A7 ...
 Stroke rate at no-load: 1450-3200 spm
 Saw, stroke length: 20 mm
 Cutting depth in (wood, aluminium, non-alloyed steel): 70 mm, 10 mm, 6 mm
 Features: pendulum action, double insulation, speed selection

GST 8000 E

The Bosch professional jigsaw with the best cost to power ratio!



Technical data 710 W | 2.5 kg
Order number: 0 601 58H ...
 Stroke rate at no-load: 800-3100 spm
 Cutting depth in (wood, aluminium, non-alloyed steel): 80 mm, 20 mm, 10 mm
 Features: SDS system, speed selection and pendulum action

GST 90 BE

Top class convenience at an affordable price!



Technical data 650 W | 2.6 kg
Order number: 0 601 58F ...
 Stroke rate at no-load: 500-3100 spm
 Cutting depth in (wood, aluminium, non-alloyed steel): 90 mm, 20 mm, 10 mm
 Features: SDS system, pendulum action, click & clean system, speed selection and dust extraction

HEAVY DUTY

Benchtop Cut-off Saws

GCO 220

Cuts steel like butter. Power redefined



Technical data 2200 W | 14 kg
Order number: 0 601 B37 ...
 Cutting capacity at 0° (rectangle, square, L-profile): 100 mm x 196 mm, 129 mm x 129 mm, 130 mm x 130 mm
 Cutting disc diameter (disc, bore): 355 mm, 25.4 mm
 No-load speed: 0-3800 rpm

GCO 240

The new benchmark in cutting power and efficiency



Technical data 2400 W | 17 kg
Order number: 0 601 B38 ...
 No-load speed: 3800 rpm
 Cutting capacity at 0° (rectangle, square, L-profile): 100 x 196 mm, 119 x 119 mm, 130 x 130 mm
 Cutting disc, diameter (disc, bore): 355 mm, 25.4 mm

GCD 12 JL

Precise results, less rework and up to 100% spark-free



Technical data 2000 W | 20.0 kg
Order number: 0 601 B28 ...
 No-load speed: 1500 rpm
 Cutting capacity at 0° (rectangle, square, L-profile): 158 mm x 80 mm, 100 mm x 100 mm, 110 mm x 110 mm
 Features: soft start

HEAVY DUTY

GST 150 BCE

Robust and powerful



Technical data 780 W | 2.7 kg
Order number: 0 601 513 ...
 Stroke rate at no-load: 500-3100 spm
 Cutting depth in (wood, aluminium, non-alloyed steel): 150 mm, 20 mm, 10 mm
 Features: SDS system, pendulum action, click & clean system, constant speed, speed selection and dust extraction

HEAVY DUTY

Circular Saws

GKS 140

High performance and resistance for rough cutting



Technical data 1400 W | 3.7 kg
Order number: 0 601 6B3 ...
 No-load speed: 6000 rpm
 Saw diameter (blade, bore): 184 mm, 20 mm
 Cutting depth at 90° and 45°: 64 mm, 45 mm

GKS 190

Speed and comfort redefined in its class for continuous use



Technical data 1400 W | 4.1 kg
Order number: 0 601 6B3 ...
 No-load speed: 0-5200 rpm
 Saw, diameter (blade, bore): 184 mm, 20 mm
 Cutting depth at (90° and 45°): 67 mm and 48 mm
 Features: air blower and dust extraction

HEAVY DUTY

Benchtop Mitre Saws

GCM 10 MX

Engineered for precise aluminium cutting



Technical data 1700 W | 14.1 kg
Order number: 0 601 B29 ...
 Cutting capacity at 0° and 45° incline: 89 mm x 89 mm, 86 mm x 67 mm
 No-load speed: 4800 rpm
 Saw, diameter (blade, bore): 255 mm, 25.4 mm
 Mitre setting: 47°L / 52°R

HEAVY DUTY

GCM 12 SDE

High cutting capacity and variable speed for a wide variety of applications



Technical data 1800 W | 28.6 kg
Order number: 0 601 B23 ...
 Cutting capacity at 0° and 45° incline: 85 mm x 370 mm, 60 mm x 360 mm
 No-load speed: 3100-4000 rpm
 Saw, diameter (blade, bore): 305 mm, 30 mm
 Mitre setting: 52°L / 60°R
 Features: click & clean system, dust extraction, intelligent brake system, soft start, speed selection, bevel detent turret and precision laser

HEAVY DUTY

GCM 12 GDL

Unmatched cutting smoothness and durable precision



Technical data 1800 W | 32.1 kg
Order number: 0 601 B23 ...
 Cutting capacity at 0° and 45° incline: 104 mm x 341 mm, 51 mm x 341 mm
 No-load speed: 3800 rpm
 Saw, diameter (blade, bore): 305 mm, 30 mm
 Mitre setting: 52°L / 60°R
 Features: spindle lock, dust extraction, intelligent brake system, and soft start

HEAVY DUTY

GKS 9

The most powerful circular saw in its class!



Technical data 2050 W | 7.6 kg
Order number: 0 601 5A2 ...
 No-load speed: 5300 rpm
 Saw, diameter (blade, bore): 235 mm, 25.4 mm
 Cutting depth at (90° and 45°): 85 mm and 65 mm
 Features: air blower and dust extraction

HEAVY DUTY

Reciprocating Saws

GSA 120

Cut more with the latest transmission, ultra durable reciprocating saw



Technical data 1200 W | 3.7 kg
Order number: 0 601 6B1 ...
 Stroke rate at no load: 0-3000 spm
 Saw stroke length: 29 mm
 Cutting depth in (wood, metal): 220 mm, 20 mm
 Features: variable speed, double insulation

GSA 1300 PCE

Lowest vibration in its class



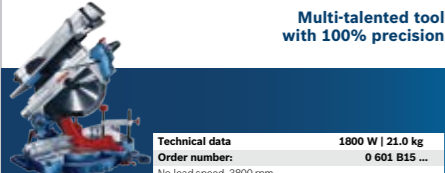
Technical data 1300 W | 4.1 kg
Order number: 0 601 64E ...
 Stroke rate at no load: 0-2900 spm
 Cutting depth in (wood, metal): 230 mm, 20 mm
 Saw, stroke length: 28 mm
 Features: speed selection, SDS system, pendulum action, vibration control and constant speed

HEAVY DUTY

Benchtop Table Saws

GTM 12 JL

Multi-talented tool with 100% precision



Technical data 1800 W | 21.0 kg
Order number: 0 601 B15 ...
 No-load speed: 3800 rpm
 Max. cutting height of table saw: 51 mm
 Saw diameter (blade, bore): 305 mm, 30 mm
 Incline setting: 47°L/2°R
 Cutting capacity at (0° and 45°): 95 x 150 mm, 95 x 90 mm
 Features: spindle lock, click & clean system, soft start and dust extraction

HEAVY DUTY

GTS 10 J

Extremely compact and powerful



Technical data 1800 W | 27.0 kg
Order number: 601 B30 ...
 No-load speed: 3650 rpm
 Table size: 642 mm x 634 mm
 Saw, diameter (blade, bore): 254 mm, 30 mm
 Incline setting: 47°L/2°R
 Max cutting capacity (right, left): 635 mm, 255 mm
 Features: spindle lock, double insulation, click & clean system, soft start, dust extraction

HEAVY DUTY

GTS 254

Perfect combination of Power and Large Cutting Capacity.



Technical data 1800 W | 24.4 kg
Order number: 0 601 B45 ...
 No-load speed: 4300 rpm
 Saw, diameter (blade, bore): 254 mm
 Cutting depth 0°/45°: 80/55 mm
 Rip cut capacity: 545 mm
 Table size: 555x555 mm, extension length: 265 mm
 Features: overload/restart protection, stand feet included

Routers

GKF 550

Fast and quality trimming is in your hand!



Technical data 550 W | 1.4 kg
Order number: 0 601 6A0 ...
 No-load speed: 33000 rpm
 Collet diameter: 6 mm

GOF 130

No stops, No jams: the efficiency boost for your routing experience



Technical data 1300 W | 3.5 kg
Order number: 0 601 6B7 ...
 No-load speed: 11000-28000 rpm
 Plunge depth: 55 mm
 Collet and Bit size: 6mm, 8mm, 1/4"
 Features: quick carbon brush change system, constant speed

Planers

GHO 6500

Powerful planer with a max. 2.6 mm cutting depth!



Technical data 650 W | 2.8 kg
Order number: 0 601 596 ...
 Adjustable rebating depth: 9 mm
 Cutting depth: 2.6 mm
 Planing width: 82 mm
 No-load speed: 16500 rpm

Levelling: Line Lasers

GLL 2

The compact cross line laser for professionals



Technical data	0.25 kg
Order number:	0 601 063 ...
Number of lasers:	2
Working range:	10 m
Levelling accuracy:	± 0.3 mm/m
Self-levelling range:	± 4°

GLL 2-15 G

Durability and ease of use. Green laser lines



Technical data	0.57 kg
Order number:	0 601 063 ...
Working range:	15 m
Accuracy:	± 0.3 mm/m* (*plus use-dependent deviation)
Dust and splash protection:	IP 64
Power supply:	4 x 1.5 V LR6 (AA)

GLL 2-20

The ideal 360° line laser for indoor use



Technical data	0.38 kg
Order number:	0 601 065 ...
Working range:	20 m
Accuracy:	± 0.4 mm/m* (*plus use-dependent deviation)
Self-levelling range:	± 4°
Power supply:	4 x 1.5 V LR6 (AA)

GRL 400 H

The easy-to-operate rotation laser for outdoor use



Technical data	2 kg
Order number:	0 601 061 ...
Line color:	red
Working range w/ receiver:	400 m
Working range w/out receiver:	20 m
Levelling accuracy:	± 0.8 mm/m
Self-levelling range:	± 8° (± 5°)

GRL 600 CHV

Get accurate results and save time with the new GRL 600 CHV - perfect for heavy-duty jobs



Technical data	4.2 kg/ 4.8 kg
Order number:	0 601 061 ...
Weight w/ Li (4.0Ah ProCore) battery:	4.2 kg
Weight w/ Alkaline batteries:	4.8 kg
Line color:	red
Working range with receiver up to:	600 m (Diameter)
Working range without receiver up to:	60 m (Diameter)
Levelling accuracy:	± 0.05 mm/m, ± 0.1 mm/m vertical
Self-levelling range:	± 8° (± 5°)

Leveling: Opticals

GOL 26 D

Extremely robust - ideal for outdoor use



Technical data	1.5 kg
Order number:	0 601 068 ...
Magnification:	26x
Working range:	up to 100 m
Levelling accuracy:	1.6 mm at 30 m

GLL 3X

Compact 3-line laser: the versatile solution for indoor jobs



Technical data	0.5 kg
Order number:	0 601 063 ...
Number of lasers:	2
Working range:	15 m
Levelling accuracy:	± 0.5 mm/m
Self-levelling range:	± 4°

GLL 3-50

A simple and convenient solution for all short distance levelling and transfer applications!



Technical data	0.34 kg
Order number:	0 601 063 ...
Number of lasers:	3
Working range w/ receiver:	50 m
Working range w/out receiver:	10 m
Levelling accuracy:	± 0.3 mm/m
Self-levelling range:	± 4°

GLL 3-80/ C*

Visibility on a new level in 3 x 360°



Technical data	0.82 kg
Order number:	0 601 063 ...
Number of lasers:	3
Working range w/ receiver:	120 m
Working range w/out receiver:	30 m
Levelling accuracy:	± 0.3 mm/m
Self-levelling range:	± 4°
*C=Connect (Blue tooth)	

GOL 32 D

Robust and reliable




Technical data	1.5 kg
Order number:	0 601 068 ...
Magnification:	32x
Working range:	up to 120 m
Levelling accuracy:	1 mm at 30 m

Detection: Wall Scanners

GMS 100 M


The preferred detector in its class



Technical data	0.26 kg
Order number:	0 601 081 ...
Detectable materials:	ferrous and non ferrous metals and live wires
Max detection depth:	100 mm

GMS 120

The preferred multi-detector in its class



Technical data	0.27 kg
Order number:	0 601 081 ...
Detectable materials:	ferrous and non ferrous metals, wooden studs and live wires
Max detection depth:	120 mm

Leveling: Tile Lasers

GLL 3-80 G/ CG*

3 x 360° bold green lines for optimal visibility. Simply connected.



Technical data	0.82 / 0.9 kg
Order number:	0 601 063 ...
Working range w/o receiver up to:	30 m
Working range with receiver up to:	120 m
Levelling accuracy:	± 0.3 mm/m
Self-levelling range:	± 4°

GTL 3

Fast tile laying due to additional line at 45°



Technical data	0.44 kg
Order number:	0 601 015 ...
Number of lasers:	2
Working range:	20 m
Levelling accuracy:	± 0.2 mm/m

Leveling: Point Lasers

GPL 5 G

The tough and compact 5-point laser with highly visible green laser points



Technical data	0.35 kg
Order number:	0 601 066 ...
Working range:	up to 30 m
Accuracy:	± 0.35 mm/m* (except bottom laser point), ± 0.7 mm/m* (bottom laser point) (*plus use-dependent deviation)
Dust and splash protection:	IP 65
Power supply:	2 x 1.5 V LR6 (AA)

D-TECT 120


The intuitive radar scanner for all materials



Technical data	0.5 kg
Order number:	0 601 081 ...
Detectable materials:	water-filled plastic pipes, ferrous and non ferrous metals, wooden studs and live wires
Max detection depth:	120 mm
Accuracy:	± 10 mm

D-TECT 200 C

The wallscanner for exceptional results: top performance and easy documentation



Technical data	0.12/15 kg
Order number:	0 601 069 ...
Detection Depth:	up to 200mm
Accuracy:	± 5mm (plus use-dependent deviation)
Dust and splash protection:	IP 6X
Power supply:	12 V Li-Ion battery, 4 x 1.5 V LR6 (AA), 4 x 1.2 V VHR06 (AA)

Cordless Inspection Camera

GIC 120 C

Convenient inspection and documentation of hard-to-reach areas



Technical data	0.64 kg
Order number:	0 601 241 ...
Number of LED lighting stages:	3
Battery voltage:	12 V
Diameter of camera head:	8.5 mm
Length of camera cable:	120 cm

Leveling: Combi Lasers

GCL 2-15/ G*

Compact and versatile for all short-distance levelling applications



Technical data	0.33 kg
Order number:	0 601 066 ...
Line color:	red/ green
Number of laser points and lines:	2 and 2
Working range:	15 m
Levelling accuracy:	± 0.3 mm/m
Plumb point accuracy:	± 0.7 mm/m

GCL 2-50 C/ CG*

A robust and easy device with good visibility



Technical data	0.6 kg
Order number:	0 601 066 ...
Line color:	red/ green
Number of laser points and lines:	2 and 2
Working Range with/without receiver:	value 50/15m
Levelling accuracy:	± 0.3 mm/m
Plumb point accuracy:	± 0.7 mm/m

GLL 2-50 + LR 6

Compact and versatile for all levelling applications up to 50 metres




Technical data	0.49 kg
Order number:	0 601 066 ...
Working Range with/without receiver:	value 50/15m
Accuracy:	± 0.3 mm/m* (*plus use-dependent deviation)
Dust and splash protection:	IP 54
Power supply:	3 x 1.5 V LR6 (AA)

Thermo Camera

GTC 400 C

Visualise temperature differences within seconds and document results with ease!



Technical data	0.54 kg
Order number:	0 601 083 ...
Measurement range:	-10°C ... +400°C
Measuring accuracy:	± 3.0°C
Working range:	0.1 - 5 m
Infrared resolution:	160 x 120
Internal memory storage:	500 pictures

GIS 1000 C

Accurate measurement and easy recording of temperature and moisture levels




Technical data	0.56 kg
Order number:	0 601 083 ...
Measurement range:	-40°C ... +1000°C
Measuring accuracy:	± 1.0°
Working range:	0.1 - 5 m

Building Tripods

BT 150/160/170 HD/300 HD

Robust Tripods with high stability on any floor



Work height, up to	0 601 091 ...
Order number:	
BT 150:	154cm
BT 160:	165cm
BT 170 HD:	165cm
BT 300 HD:	295cm

GCL 2-50 G

Durability and ease of use. Green laser lines and green plumb points



Technical data	0.58 kg
Order number:	0 601 066 ...
Working Range with/without receiver:	value 50/15m
Accuracy:	± 0.3 mm/m* (*plus use-dependent deviation)
Dust and splash protection:	IP 64
Power supply:	4 x 1.5 V LR6 (AA)

GCL 25

The easy solution for all levelling and transfer jobs over short distances



Technical data	0.6 kg
Order number:	0 601 066 ...
Number of laser points and lines:	5 and 2
Working range:	30 m (points) and 10 m (lines)
Self-levelling range:	± 4°

Leveling: Rotary Lasers

GRL 300 HV/ G*

Easy handling with horizontal and vertical self-levelling



Technical data	1.8 kg
Order number:	0 601 061 ...
Line color:	red/ green
Working range w/ receiver:	300 m
Working range w/out receiver:	60 m
Levelling accuracy:	± 0.1 mm/m
Self-levelling range:	± 5° (± 8°)

BT 350

Easy to operate and robust for line and point laser level



Length	2.5kg
Order number:	0 601 015 ...
Work height, up to:	350 cm
Work height, from:	140 cm
Sections:	3
Suitable for:	GPL3, GPL5, GCL25, GLL2-15, GLL2-50, GLL2-80 P, GLL3-50, GLL3-80 P Professional

Laser Receiver

LR 6/7*

Easy-to-operate laser receiver with a compact design, with the ability to detect green and red laser lines*




Technical data	0.12/15 kg
Order number:	0 601 069 ...
Working range:	value 15m
Suitable for:	LR 6 (GCL 2-50 C, GLL 3-80 C), LR 7 (GCL 2-50 G, GCL 2-50 C, GCL 2-50 CG, GLL 3-80, GLL 3-80 G, GLL 3-80 C, GLL 3-80 CG)
Dust and splash protection:	IP 54
Power supply:	2 x 1.5 V LR03 (AAA)

Measuring Staff

GR 240/500

For all measurements of floor heights



Technical data	
Order number:	0 601 094 ...
Length GR 240:	
Length GR 500:	
Units of measurement m/cm	

MADE TO GO BEYOND REVOLUTIONARY PERFORMANCE. FEEL THE EXTREME.



BITURBO
BRUSHLESS



BITURBO TOOLS SET NEW STANDARDS IN PERFORMANCE WITH LESS WEIGHT AND MAXIMUM OOMPH.

Maximum power: Maximum output in combination with ProCORE18V batteries. Up to 1.800 watts of corded power.

Ultimate control: Multiple clever technologies make your work safer, faster and more efficient.

Perfect handling: BITURBO tools are lightweight, compact and impress with perfect ergonomics. With just one ProCORE18V battery, they perform as well as competitor tools with two batteries.

Fully compatible: Compatible with all new and existing batteries and chargers from the Professional 18V System. For maximum power, use ProCORE18V 8.0 or 12.0 Ah batteries.

BITURBO BRUSHLESS: UP TO 1.800 WATTS OF CORDED POWER.

NEW HIGH PERFORMANCE MOTOR

STRONGEST MAGNET

UP TO 1.000 W L/MIN AIRFLOW

UP TO 1.800 W OF CORDED POWER

+

OUR MOST POWERFUL BATTERY EVER

21700 HIGH POWER CELL

+87% MORE POWER

+135% LONGER LIFETIME

+87%¹ MORE POWER

ProCORE18V: latest cell technology and intelligent battery management.

Up to +135%² LONGER LIFETIME

COOLPACK 2.0 technology: prevents the battery from overheating.

PERFECTLY ENGINEERED FOR HIGHEST PERFORMANCE.

Up to +151%³ EXTENDED RUNTIME

Excellent battery performance: when other batteries switch off, you just keep working.

9 min to %50⁴ FASTEST CHARGING

Get back to work faster than ever thanks to the world charging champion GAL 18V160-C Professional.

¹GBA 18V 6.0 Ah vs. ProCORE18V 8.0 Ah: 860W vs. 1620W. ²vs. no Bosch COOLPACK 2.0 technology. ³ProCORE18V 8.0 Ah vs GBA 18V 6.0 Ah. Application: Drilling a hole 25mm in diameter using the SDS-plus of GBH 18V26-C37/30 concrete. ⁴As of May 2019. It takes 9 minutes to charge the ProCORE18V 4.0 Ah to %50 with GAL 18V160-C (in Power Boost Mode).



TM of Google LLC



TM of Apple Inc.



GLM 27-50 CG Professional



GLM 27-50 C Professional



GLM 120 C Professional



GLM 50 C Professional



ALL INFORMATION IN ONE HAND.

MeasureOn. Upgrade your efficiency.

With one app plus laser range finder, you have every project in your hand and under control. Sketch floor plans with your finger, add photos and notes, insert measurements and benefit from many more features – all in one app. And thanks to cloud-based project access, anywhere on all devices!




MeasureOn

www.bosch-professional.com/measureon

It's in your hands. Bosch Professional.

**MeasureOn:
Download now
for free.**



Find us on
Youtube

BOSCH PARTNER

Find us on
Facebook



Prepared April 2021 by
Robert Bosch Middle East FZE
Technical specifications are subject
to change.
The presented photos may differ
from reality.
We are not responsible for errors
during printing.

